

INTEX®

AGP 2019

ABOVE GROUND POOLS

INTERNATIONAL
Intex Development Co., Ltd.
9th Floor, Everbright Centre,
108 Gloucester Road, Wanchai,
Hong Kong
Tel: (852) 2827-0000
Fax: (852) 2311-8200
E-mail: info@intexdevelopment.com
Web: www.intexdevelopment.com

USA
Intex Recreation Corp.
P.O. Box 1440
Long Beach, CA 90801-1440
USA
Tel: (310) 549-5400
Fax: (310) 513-6905
Web: www.intexcorp.com

EUROPE
Intex Trading B.V.
Venneveld 9,
4705 RR Roosendaal,
The Netherlands
Tel: (31) 165-593920
Fax: (31) 165-593969
E-mail: info@intexcorp.nl
Web: www.intexcorp.nl

Intex Trading s.r.o.
Benešovská 23
101 00 Praha 10
Czech Republic
Tel: (420) 267 312 645
Fax: (420) 267 312 552
E-mail: info@intexcorp.cz
Web: www.intexdevelopment.com

Unitex Service (France) S.A.S.
Z.A. de Milleure Bois du Ban – N°4
71480 LE MIROIR, France
Tel: (33) 385 75 64 64
Fax: (33) 385 75 64 65
E-mail: info@intexcorp.com.fr
Web: www.intex.fr

INTEX®

©2018 Intex Marketing Ltd. - Intex Development Co., Ltd. - Intex Recreation Corp.
All rights reserved. - Printed in China
®™ Trademarks used in some countries of the world under license from Intex Marketing Ltd. to
Intex Development Co., Ltd., G.P.O Box 28829, Hong Kong, and Intex Recreation Corp., P.O. Box 1440,
Long Beach, CA 90801.



AGP 2019

ABOVE GROUND POOLS





Intex Development Co. Ltd., Hong Kong

Intex Recreation Corp, Long Beach, CA, USA

Intex Trading B.V., The Netherlands

Unitex Service (France) S.A.S., France

Intex Administration Building Landscape, Xiamen, China

Intex Manufacturing and Distribution Complex, Xiamen, China

INTRODUCTION

The Intex Family of companies is dedicated to developing and manufacturing the highest quality products that not only provide the best value in price, but are innovative, fun and exciting. Backed by excellent Customer Service, Intex also provides first-rate after sales support. The 100+ independently owned and locally operated companies that make up the Intex Family, all embrace this commitment to quality, service and price and are committed to working together to ensure the satisfaction of the families and individuals in countries across the globe who enjoy these products. This has become the hallmark of Intex around the world.

As a true industry leader, Intex boasts state of the art factories, trained and motivated people, products that meet rigorous testing requirements, and a Customer Service organization that will go extra lengths to ensure our customers are satisfied and happy with their purchases.

When you purchase an Intex product you can be confident that you are buying the best product, at the best price, backed by the best Customer Service organization in the industry.

2019

Intex is committed to delivering top quality products at a great value with the backing of a responsive Customer Service organization. Our above ground pool line begins with our world famous Easy Set® pools that are great for families purchasing their first pool, to our upscale Prism Frame™ pools that are an attractive step up, to our deluxe Ultra XTR™ Frame pools that are beautiful, incredibly strong and large enough for the whole neighborhood to swim in! And no pool is complete without accessories. That's why Intex provides a full line, including sand filters, saltwater systems, filter pumps, cartridges and much more that will extend your customers' swimming season and keep them coming back for more. Ask your Intex representative for any of our product catalogs – we are confident that you will agree that Intex's product line-up is unmatched in meeting your needs.



THE LEADER IN ABOVE GROUND POOLS

INTEX PROVIDES THE BROADEST, MOST INNOVATIVE LINE OF ABOVE GROUND POOLS IN THE WORLD.

Contents



SMALL FRAME POOLS

The perfect pools for younger children and small yards. Easy to assemble, easy to manage. Available in multiple sizes and fun colors.

08



EASY SET® POOLS

Some of the easiest family & friend-size pools in the world to set up and enjoy! A fantastic value as well as the perfect pool for young families.

10



METAL FRAME POOLS

The “classic” backyard line of pools. Built with solid, yet easy to assemble frames, these pools come in a broad range of sizes. Great for families, friends, and the whole neighborhood!

16



PRISM FRAME™ POOLS

This stylish pool line offers a premium pool experience at an affordable price. The soft gray exterior and the elegant blue tile print interior provide an upscale look to complement modern backyard patio décor and furniture.

18



GRAPHITE GRAY PANEL™ POOL

Dress up your backyard with our beautiful Graphite Gray Panel™ Pool. This easy to assemble extruded panel system wraps around your Metal Frame Pool, adding beauty and elegance to your backyard landscape.

26



ULTRA XTR™ FRAME POOLS

These pools are the ultimate: big, beautiful, elegant and easy to set up and maintain. Their unique frame design makes them even stronger than standard Metal Frame Pools – built to enjoy and impress!

28



KRYSTAL CLEAR® POOLWATER SYSTEMS

Intex's line of above ground pool cleaning systems are the most innovative and broadest in the market. It keeps pool water clean and fresh all summer long.

32



POOL ACCESSORIES

From pool maintenance kits to ground cloths and pool covers, these accessories help make owning a pool easy and convenient.

42



LED LIGHTS

LED lights are easy to use and let you enjoy your pool at night.

56

HYDRO AERATION TECHNOLOGY™



IMPROVED CIRCULATION AND FILTRATION
Fine particles in water clump together and settle to the bottom of the pool during the aeration process, making it easier to filter and remove sediments through the filtration system. The improved filtration and circulation make the pool water healthier and more comfortable.



IMPROVED WATER CLARITY
By mixing air with water, the aeration process induces oxidation of iron and manganese, eliminating staining in water. The result is sparkling pool water that looks and feels great!



INCREASED NEGATIVE IONS AT THE WATER SURFACE
Increased negative ions have been proven to improve the air freshness around the pool as it removes air pollutants and neutralizes free radicals that affect air quality.

Intex® is proud to introduce our innovative Hydro Aeration Technology™ – transforming the Above Ground Pool industry, by bringing revolutionary water aeration techniques into your backyard above ground pool.

Precision engineered to fine tune our line of filtration systems, Hydro Aeration Technology™ has been incorporated into all our cartridge filter pumps, all sand filter pumps, and all combination filtration systems.



Without Hydro Aeration Technology™



With Hydro Aeration Technology™



SMALL FRAME POOLS



MINI FRAME™ POOLS


Looking for that first frame pool for growing children? Intex's Mini Frame™ pools are the perfect solution! These colorful, easy to assemble, sturdy pools are an ideal size and depth for younger children. Available in aqua color.

4' x 4' x 12" (1.22m x 1.22m x 30cm)
Approximate set-up size

| | CASE PACK | CASE WEIGHT |
|-------------------------------------|------------|-------------------------------|
| 57173NP / EP | 3 ea 1 box | 27.7 lb (12.6 kg) |
| Water Capacity (79%): 90 gal (342L) | | Ready for Water in 10 Minutes |



RECTANGULAR FRAME POOLS



Puncture-resistant
3-ply material

Multi-language
international packaging available



Rectangular Frame pools are not only easy to set up but are fun for the whole family!

| | APPROXIMATE SET-UP SIZE | WATER CAPACITY (90%) | READY FOR WATER IN | CASE PACK | CASE WEIGHT |
|---------|---|----------------------|--------------------|------------|-------------------|
| 28270NP | 7'2½" x 4'11" x 23½" (2.20m x 1.50m x 60cm) | 439 gal (1,662L) | 30 Minutes | 1 ea 1 box | 33.9 lb (15.4 kg) |
| 28271NP | 8'6½" x 5'3" x 25½" (2.60m x 1.60m x 65cm) | 603 gal (2,282L) | 30 Minutes | 1 ea 1 box | 38.5 lb (17.5 kg) |
| 28272NP | 9'10" x 6'6¾" x 29½" (3.00m x 2.00m x 75cm) | 1,013 gal (3,834L) | 30 Minutes | 1 ea 1 box | 45.5 lb (20.7 kg) |
| 28273NP | 14'9¼" x 7'2½" x 33" (4.50m x 2.20m x 84cm) | 1,883 gal (7,127L) | 30 Minutes | 1 ea 1 box | 86.2 lb (39.2 kg) |

English and multi-language international packaging available


Small Frame Pools:

EASY SET® POOLS



PERFECT STARTER POOL!

Are the kids ready for their first "big" pool? Intex has the answer: this unique, perfectly sized Easy Set® pool is super-easy for parents to set up, and just the right size for younger kids to enjoy their first "big person" pool! Available in a bold aqua color.



Puncture-resistant 3-ply material



6' x 20" (1.83m x 51cm)
Approximate set-up size

| | CASE PACK | CASE WEIGHT |
|--------------------------------------|------------|-------------------------------|
| 28101NP | 2 ea 1 box | 14.7 lb (6.7 kg) |
| 28101EH | 2 ea 1 box | 19.1 lb (8.7 kg) |
| Water Capacity (80%): 232 gal (880L) | | Ready for Water in 10 Minutes |

English/Spanish and multi-language international packaging available

Easy Set® Pools: 3+

EASY SET® POOLS




EASY ASSEMBLY!

These are the pools that revolutionized the industry, allowing millions of families to enjoy backyard swimming. Nobody has built more of them, or understands them better than Intex.

Incredibly easy to assemble, easy to maintain, and fun to own, Intex's broad line of Easy Set® pools include a range of accessories that will enhance your customers' pool ownership experience, and keep them coming back for years.



The 330 gal (1,250L) cartridge filter pump is included in 8' (2.44m) to 10' (3.05m) Easy Set® pool sets and keeps pools fresh and clean all summer!



Puncture-resistant 3-ply material



8' x 30" (2.44m x 76cm) Approximate set-up size

| | VOLTAGE | FILTER PUMP | CASE PACK | CASE WEIGHT |
|---------|-------------------|------------------|------------|------------------|
| 28110NP | - | - | 1 ea 1 box | 13.2 lb (6.0 kg) |
| 28110EH | - | - | 1 ea 1 box | 15.2 lb (6.9 kg) |
| 28111 | 110-120V | 330 gal (1,250L) | 1 ea 1 box | 17.6 lb (8.0 kg) |
| 28111EH | 110-120V (W/GFCI) | 330 gal (1,250L) | 1 ea 1 box | 19.8 lb (9.0 kg) |
| 28112NP | 220-240V | 330 gal (1,250L) | 1 ea 1 box | 18.7 lb (8.5 kg) |
| 28112GN | 12V | 330 gal (1,250L) | 1 ea 1 box | 19.3 lb (8.8 kg) |

Water Capacity (80%): 639 gal (2,419L)

Ready for Water in 10 Minutes

10' x 30" (3.05m x 76cm) Approximate set-up size

| | VOLTAGE | FILTER PUMP | CASE PACK | CASE WEIGHT |
|---------|-------------------|------------------|------------|-------------------|
| 28120NP | - | - | 1 ea 1 box | 18.7 lb (8.5 kg) |
| 28120EH | - | - | 1 ea 1 box | 20.9 lb (9.5 kg) |
| 28121 | 110-120V | 330 gal (1,250L) | 1 ea 1 box | 23.5 lb (10.7 kg) |
| 28121EH | 110-120V (W/GFCI) | 330 gal (1,250L) | 1 ea 1 box | 25.5 lb (11.6 kg) |
| 28122NP | 220-240V | 330 gal (1,250L) | 1 ea 1 box | 24.4 lb (11.1 kg) |
| 28122GN | 12V | 330 gal (1,250L) | 1 ea 1 box | 25.1 lb (11.4 kg) |

Water Capacity (80%): 1,018 gal (3,853L)

Ready for Water in 10 Minutes

English/Spanish and multi-language international packaging available

Easy Set® Pools: 6+

EASY SET® POOLS



EXPERIENCE THE ULTIMATE SUMMER

Make a splash all summer long with the Intex Easy Set® with your family and friends in your own backyard!

12' x 30" (3.66m x 76cm) Approximate set-up size



| | VOLTAGE | FILTER PUMP | CASE PACK | CASE WEIGHT |
|--|-------------------|------------------|------------|-------------------------------|
| 28130NP | - | - | 1 ea 1 box | 24.9 lb (11.3 kg) |
| 28130EH | - | - | 1 ea 1 box | 26.6 lb (12.1 kg) |
| 28131 | 110-120V | 530 gal (2,006L) | 1 ea 1 box | 30.6 lb (13.9 kg) |
| 28131EH | 110-120V (W/GFCI) | 530 gal (2,006L) | 1 ea 1 box | 32.8 lb (14.9 kg) |
| 28132NP | 220-240V | 530 gal (2,006L) | 1 ea 1 box | 32.6 lb (14.8 kg) |
| 28132GN | 12V | 600 gal (2,271L) | 1 ea 1 box | 33.9 lb (15.4 kg) |
| Water Capacity (80%): 1,485 gal (5,621L) | | | | Ready for Water in 10 Minutes |

13' x 33" (3.96m x 84cm) Approximate set-up size



| | VOLTAGE | FILTER PUMP | CASE PACK | CASE WEIGHT |
|--|-------------------|------------------|------------|-------------------------------|
| 28143NP | - | - | 1 ea 1 box | 31.5 lb (14.3 kg) |
| 28143EH | - | - | 1 ea 1 box | 33.4 lb (15.2 kg) |
| 28141 | 110-120V | 530 gal (2,006L) | 1 ea 1 box | 37.4 lb (17.0 kg) |
| 28141EH | 110-120V (W/GFCI) | 530 gal (2,006L) | 1 ea 1 box | 39.6 lb (18.0 kg) |
| 28142NP | 220-240V | 530 gal (2,006L) | 1 ea 1 box | 39.2 lb (17.8 kg) |
| 28142GN | 12V | 600 gal (2,271L) | 1 ea 1 box | 40.5 lb (18.4 kg) |
| Water Capacity (80%): 1,926 gal (7,290L) | | | | Ready for Water in 10 Minutes |


15' x 33" (4.57m x 84cm) Approximate set-up size



| | VOLTAGE | FILTER PUMP | CASE PACK | CASE WEIGHT |
|--|-------------------|------------------|------------|-------------------------------|
| 28157 | 110-120V | 530 gal (2,006L) | 1 ea 1 box | 46.4 lb (21.1 kg) |
| 28157EH | 110-120V (W/GFCI) | 530 gal (2,006L) | 1 ea 1 box | 48.6 lb (22.1 kg) |
| 28158NP | 220-240V | 530 gal (2,006L) | 1 ea 1 box | 49.5 lb (22.5 kg) |
| 28158GN | 12V | 600 gal (2,271L) | 1 ea 1 box | 49.5 lb (22.5 kg) |
| Water Capacity (80%): 2,587 gal (9,792L) | | | | Ready for Water in 15 Minutes |

INTEX EASY SET® POOLS COME IN THE MOST POPULAR HEIGHTS!

Intex Easy Set® extensive line of pools offers a selection of heights that grow with your family. Choose the right size that best fits your family or your backyard, for a summer to remember!



Puncture-resistant 3-ply material



15' x 42" (4.57m x 1.07m) Approximate set-up size



| | VOLTAGE | FILTER PUMP | LADDER | SAFETY LADDER | GROUND CLOTH | POOL COVER | CASE PACK | CASE WEIGHT |
|---|-------------------|--------------------|--------|---------------|--------------|------------|------------|-------------------------------|
| 26165EH CHANGE | 110-120V (W/GFCI) | 1,000 gal (3,785L) | ● | - | ● | ● | 1 ea 1 box | 90.2 lb (41.0 kg) |
| 26166NP | 220-240V | 1,000 gal (3,785L) | - | ● | ● | ● | 1 ea 1 box | 95.5 lb (43.4 kg) |
| 26166GN | 12V | 900 gal (3,407L) | - | ● | ● | ● | 1 ea 1 box | 98.1 lb (44.6 kg) |
| Water Capacity (80%): 3,284 gal (12,430L) | | | | | | | | Ready for Water in 15 Minutes |

15' x 48" (4.57m x 1.22m) Approximate set-up size



| | VOLTAGE | FILTER PUMP | LADDER | SAFETY LADDER | GROUND CLOTH | POOL COVER | CASE PACK | CASE WEIGHT |
|---|-------------------|--------------------|--------|---------------|--------------|------------|------------|-------------------------------|
| 26167EH CHANGE | 110-120V (W/GFCI) | 1,000 gal (3,785L) | ● | - | ● | ● | 1 ea 1 box | 97.5 lb (44.3 kg) |
| 26168NP | 220-240V | 1,000 gal (3,785L) | - | ● | ● | ● | 1 ea 1 box | 103.2 lb (46.9 kg) |
| 26168GN | 12V | 900 gal (3,407L) | - | ● | ● | ● | 1 ea 1 box | 105.4 lb (47.9 kg) |
| Water Capacity (80%): 3,736 gal (14,141L) | | | | | | | | Ready for Water in 15 Minutes |

18' x 48" (5.49m x 1.22m) Approximate set-up size



| | VOLTAGE | FILTER PUMP | LADDER | SAFETY LADDER | GROUND CLOTH | POOL COVER | CASE PACK | CASE WEIGHT |
|---|-------------------|--------------------|--------|---------------|--------------|------------|------------|-------------------------------|
| 26175EH CHANGE | 110-120V (W/GFCI) | 1,500 gal (5,678L) | ● | - | ● | ● | 1 ea 1 box | 134.4 lb (61.1 kg) |
| 26176NP | 220-240V | 1,500 gal (5,678L) | - | ● | ● | ● | 1 ea 1 box | 143.0 lb (65.0 kg) |
| 26176GN | 12V | 1,500 gal (5,678L) | - | ● | ● | ● | 1 ea 1 box | 144.5 lb (65.7 kg) |
| Water Capacity (80%): 5,455 gal (20,647L) | | | | | | | | Ready for Water in 30 Minutes |

English/Spanish and multi-language international packaging available

Easy Set® Pools: 6+

METAL FRAME POOLS



10' x 30" (3.05m x 76cm)

Approximate set-up size

| | VOLTAGE | FILTER PUMP | CASE PACK | CASE WEIGHT |
|--|-------------------|------------------|------------|-------------------------------|
| 28200NP | - | - | 1 ea 1 box | 39.4 lb (17.9 kg) |
| 28200EH | - | - | 1 ea 1 box | 41.4 lb (18.8 kg) |
| 28201 | 110-120V | 330 gal (1,250L) | 1 ea 1 box | 43.6 lb (19.8 kg) |
| 28201EH | 110-120V (W/GFCI) | 330 gal (1,250L) | 1 ea 1 box | 45.8 lb (20.8 kg) |
| 28202NP | 220-240V | 330 gal (1,250L) | 1 ea 1 box | 44.7 lb (20.3 kg) |
| 28202GN | 12V | 330 gal (1,250L) | 1 ea 1 box | 45.3 lb (20.6 kg) |
| Water Capacity (90%): 1,185 gal (4,485L) | | | | Ready for Water in 30 Minutes |

12' x 30" (3.66m x 76cm)

Approximate set-up size


| | VOLTAGE | FILTER PUMP | CASE PACK | CASE WEIGHT |
|--|-------------------|------------------|------------|-------------------------------|
| 28210NP | - | - | 1 ea 1 box | 49.7 lb (22.6 kg) |
| 28210EH | - | - | 1 ea 1 box | 51.7 lb (23.5 kg) |
| 28211 | 110-120V | 530 gal (2,006L) | 1 ea 1 box | 55.7 lb (25.3 kg) |
| 28211EH | 110-120V (W/GFCI) | 530 gal (2,006L) | 1 ea 1 box | 57.0 lb (25.9 kg) |
| 28212NP | 220-240V | 530 gal (2,006L) | 1 ea 1 box | 56.8 lb (25.8 kg) |
| 28212GN | 12V | 600 gal (2,271L) | 1 ea 1 box | 58.5 lb (26.6 kg) |
| Water Capacity (90%): 1,718 gal (6,503L) | | | | Ready for Water in 30 Minutes |

TAKE A FAMILY VACATION IN YOUR OWN BACKYARD

The "Classic" backyard line of pools, built with solid, yet easy to assemble frames, these pools come in a broad range of sizes. Great for families, friends, and the whole neighborhood!



The 530 gal (2,006L) cartridge filter pump is included in 12' (3.66m) and 15' (4.57m) Metal Frame pool sets and keeps pools fresh and clean all summer!



Puncture-resistant 3-ply material



15' x 33" (4.57m x 84cm)

Approximate set-up size

| | VOLTAGE | FILTER PUMP | LADDER | GROUND CLOTH | POOL COVER | CASE PACK | CASE WEIGHT |
|---|----------|------------------|--------|--------------|------------|------------|-------------------------------|
| 28240NP CHANGE | 220-240V | 530 gal (2,006L) | • | • | • | 1 ea 1 box | 120.3 lb (54.7 kg) |
| 28240GN CHANGE | 12V | 600 gal (2,271L) | • | • | • | 1 ea 1 box | 121.4 lb (55.2 kg) |
| Water Capacity (90%): 2,992 gal (11,325L) | | | | | | | Ready for Water in 45 Minutes |

15' x 48" (4.57m x 1.22m)

Approximate set-up size

| | VOLTAGE | FILTER PUMP | LADDER | SAFETY LADDER | GROUND CLOTH | POOL COVER | CASE PACK | CASE WEIGHT |
|---|-------------------|--------------------|--------|---------------|--------------|------------|------------|-------------------------------|
| 28241EH CHANGE | 110-120V (W/GFCI) | 1,000 gal (3,785L) | • | - | • | • | 1 ea 1 box | 149.4 lb (67.9 kg) |
| 28242NP | 220-240V | 1,000 gal (3,785L) | - | • | • | • | 1 ea 1 box | 154.0 lb (70.0 kg) |
| 28242GN | 12V | 900 gal (3,407L) | - | • | • | • | 1 ea 1 box | 155.8 lb (70.8 kg) |
| Water Capacity (90%): 4,440 gal (16,805L) | | | | | | | | Ready for Water in 45 Minutes |

18' x 48" (5.49m x 1.22m)

Approximate set-up size

| | VOLTAGE | FILTER PUMP | LADDER | GROUND CLOTH | POOL COVER | CASE PACK | CASE WEIGHT |
|---|-------------------|--------------------|--------|--------------|------------|------------|-------------------------------|
| 28253EH CHANGE | 110-120V (W/GFCI) | 1,500 gal (5,678L) | • | • | • | 1 ea 1 box | 201.1 lb (91.4 kg) |
| Water Capacity (90%): 6,423 gal (24,311L) | | | | | | | Ready for Water in 60 Minutes |

English/Spanish and multi-language international packaging available

Metal Frame Pools:

PRISM FRAME™ POOLS

INTEX PREMIUM POOL LINE

Enjoy summers of endless fun with Intex Prism Pools. Enhanced with strong powder-coated steel tubing and a stylish and upscale looking liner, these premium pools come in a range of shapes and sizes. From our 10' starter pool, which is great for a family's first pool and perfect for families with younger children, to our large 20' round and oval pools spacious enough for a pool party, there is an Intex Prism Pool for every family and every occasion!



10' x 30" (3.05m x 76cm) Approximate set-up size


| | VOLTAGE | FILTER PUMP | CASE PACK | CASE WEIGHT |
|--|-------------------|------------------|------------|-------------------------------|
| 26700NP NEW | - | - | 1 ea 1 box | 38.5 lb (17.5 kg) |
| 26700EH NEW | - | - | 1 ea 1 box | 40.5 lb (18.4 kg) |
| 26701 NEW | 110-120V | 330 gal (1,250L) | 1 ea 1 box | 42.7 lb (19.4 kg) |
| 26701EH NEW | 110-120V (W/GFCI) | 330 gal (1,250L) | 1 ea 1 box | 44.9 lb (20.4 kg) |
| 26702NP NEW | 220-240V | 330 gal (1,250L) | 1 ea 1 box | 43.8 lb (19.9 kg) |
| 26702GN NEW | 12V | 330 gal (1,250L) | 1 ea 1 box | 44.2 lb (20.1 kg) |
| Water Capacity (90%): 1,185 gal (4,485L) | | | | Ready for Water in 30 Minutes |

12' x 30" (3.66m x 76cm) Approximate set-up size

| | VOLTAGE | FILTER PUMP | CASE PACK | CASE WEIGHT |
|--|-------------------|------------------|------------|-------------------------------|
| 26710NP NEW | - | - | 1 ea 1 box | 48.6 lb (22.1 kg) |
| 26710EH NEW | - | - | 1 ea 1 box | 50.6 lb (23.0 kg) |
| 26711 NEW | 110-120V | 530 gal (2,006L) | 1 ea 1 box | 54.3 lb (24.7 kg) |
| 26711EH NEW | 110-120V (W/GFCI) | 530 gal (2,006L) | 1 ea 1 box | 56.1 lb (25.5 kg) |
| 26712NP NEW | 220-240V | 530 gal (2,006L) | 1 ea 1 box | 55.9 lb (25.4 kg) |
| 26712GN NEW | 12V | 600 gal (2,271L) | 1 ea 1 box | 57.4 lb (26.1 kg) |
| Water Capacity (90%): 1,718 gal (6,503L) | | | | Ready for Water in 30 Minutes |

ENJOY A WHOLE NEW LEVEL OF FUN WITH INTEX PRISM FRAME™ POOLS

This premium pool line is broad enough to meet virtually any family's requirements: from beginning swimmers to neighborhood-size holiday parties!



Puncture-resistant 3-ply material

12' x 39" (3.66m x 99cm) Approximate set-up size

| | VOLTAGE | FILTER PUMP | LADDER | SAFETY LADDER | CASE PACK | CASE WEIGHT |
|--|-------------------|------------------|--------|---------------|------------|-------------------------------|
| 26715 NEW | 110-120V | 530 gal (2,006L) | ● | - | 1 ea 1 box | 84.7 lb (38.5 kg) |
| 26715EH NEW | 110-120V (W/GFCI) | 530 gal (2,006L) | ● | - | 1 ea 1 box | 85.8 lb (39.0 kg) |
| 26716NP NEW | 220-240V | 530 gal (2,006L) | - | ● | 1 ea 1 box | 90.9 lb (41.3 kg) |
| 26716GN NEW | 12V | 600 gal (2,271L) | - | ● | 1 ea 1 box | 93.3 lb (42.4 kg) |
| Water Capacity (90%): 2,270 gal (8,592L) | | | | | | Ready for Water in 30 Minutes |

14' x 42" (4.27m x 1.07m) Approximate set-up size

| | VOLTAGE | FILTER PUMP | LADDER | SAFETY LADDER | GROUND CLOTH | POOL COVER | CASE PACK | CASE WEIGHT |
|---|-------------------|--------------------|--------|---------------|--------------|------------|------------|-------------------------------|
| 26719EH NEW | 110-120V (W/GFCI) | 1,000 gal (3,785L) | ● | - | ● | ● | 1 ea 1 box | 129.8 lb (59.0 kg) |
| 26720NP NEW | 220-240V | 1,000 gal (3,785L) | - | ● | ● | ● | 1 ea 1 box | 134.4 lb (61.1 kg) |
| 26720GN NEW | 12V | 900 gal (3,407L) | - | ● | ● | ● | 1 ea 1 box | 137.7 lb (62.6 kg) |
| Water Capacity (90%): 3,357 gal (12,706L) | | | | | | | | Ready for Water in 45 Minutes |

15' x 42" (4.57m x 1.07m) Approximate set-up size

| | VOLTAGE | FILTER PUMP | LADDER | SAFETY LADDER | GROUND CLOTH | POOL COVER | CASE PACK | CASE WEIGHT |
|---|-------------------|--------------------|--------|---------------|--------------|------------|------------|-------------------------------|
| 26723EH NEW | 110-120V (W/GFCI) | 1,000 gal (3,785L) | ● | - | ● | ● | 1 ea 1 box | 139.5 lb (63.4 kg) |
| 26724NP NEW | 220-240V | 1,000 gal (3,785L) | - | ● | ● | ● | 1 ea 1 box | 144.5 lb (65.7 kg) |
| 26724GN NEW | 12V | 900 gal (3,407L) | - | ● | ● | ● | 1 ea 1 box | 146.7 lb (66.7 kg) |
| Water Capacity (90%): 3,861 gal (14,614L) | | | | | | | | Ready for Water in 45 Minutes |



English/Spanish and multi-language international packaging available

Prism Frame™ Pools: 6+

PRISM FRAME™ POOLS



SENSIBLE HAS NEVER LOOKED SO SHARP

Prism Frame™ pools feature strong powder coated metal frames combined with the strong 3-ply material liner and a beautiful design, offering a premium pool experience at an affordable price. The soft gray exterior and the elegant blue tile print interior provide an upscale look to complement modern backyard patio décor and furniture.




STRONG, POWDER COATED STEEL TUBING

MOSAIC TILE PRINTED INSIDE LINER

CONVENIENT DRAIN PLUG

Our 1,500 gal (5,678 L) filter pump included in the 18' (5.49m) Prism Frame™ Pool set completely filters the pool's water in under 4 hours!



Puncture-resistant 3-ply material

15' x 48" (4.57m x 1.22m) Approximate set-up size

| | VOLTAGE | FILTER PUMP | LADDER | SAFETY LADDER | GROUND CLOTH | POOL COVER | CASE PACK | CASE WEIGHT |
|----------------------|-------------------|--------------------|--------|---------------|--------------|------------|------------|--------------------|
| 26725EH (NEW) | 110-120V (W/GFCI) | 1,000 gal (3,785L) | ● | – | ● | ● | 1 ea 1 box | 154.2 lb (70.1 kg) |
| 26726NP (NEW) | 220-240V | 1,000 gal (3,785L) | – | ● | ● | ● | 1 ea 1 box | 159.3 lb (72.4 kg) |
| 26726GN (NEW) | 12V | 900 gal (3,407L) | – | ● | ● | ● | 1 ea 1 box | 161.5 lb (73.4 kg) |

Water Capacity (90%): 4,440 gal (16,805L) Ready for Water in 45 Minutes

18' x 48" (5.49m x 1.22m) Approximate set-up size

| | VOLTAGE | FILTER PUMP | LADDER | SAFETY LADDER | GROUND CLOTH | POOL COVER | CASE PACK | CASE WEIGHT |
|----------------------|-------------------|--------------------|--------|---------------|--------------|------------|------------|---------------------|
| 26731EH (NEW) | 110-120V (W/GFCI) | 1,500 gal (5,678L) | ● | – | ● | ● | 1 ea 1 box | 213.0 lb (96.8 kg) |
| 26732NP (NEW) | 220-240V | 1,500 gal (5,678L) | – | ● | ● | ● | 1 ea 1 box | 221.3 lb (100.6 kg) |
| 26732GN (NEW) | 12V | 1,500 gal (5,678L) | – | ● | ● | ● | 1 ea 1 box | 223.5 lb (101.6 kg) |

Water Capacity (90%): 6,423 gal (24,311L) Ready for Water in 60 Minutes

20' x 52" (6.10m x 1.32m) Approximate set-up size

| | VOLTAGE | FILTER PUMP | LADDER | SAFETY LADDER | GROUND CLOTH | POOL COVER | CASE PACK | CASE WEIGHT |
|----------------------|-------------------|--------------------|--------|---------------|--------------|------------|------------|---------------------|
| 26755EH (NEW) | 110-120V (W/GFCI) | 1,500 gal (5,678L) | ● | – | ● | ● | 1 ea 1 box | 254.1 lb (115.5 kg) |
| 26756NP (NEW) | 220-240V | 1,500 gal (5,678L) | – | ● | ● | ● | 1 ea 1 box | 260.9 lb (118.6 kg) |
| 26756GN (NEW) | 12V | 1,500 gal (5,678L) | – | ● | ● | ● | 1 ea 1 box | 264.0 lb (120.0 kg) |

Water Capacity (90%): 8,638 gal (32,695L) Ready for Water in 60 Minutes



English/Spanish and multi-language international packaging available

Prism Frame™ Pools: 6+

PRISM FRAME™ RECTANGULAR POOLS



ENJOY HOURS OF OUTDOOR FUN

The Prism Frame™ Rectangular pool is designed to fit any backyard. The pools are built to provide extra swimming space and will hold more pool water than the traditional Round Frame pools, allowing swimmers to appreciate the maximized swimming area! With a sophisticated look, Intex Prism Frame™ pools will provide families with endless fun with a taste of luxury at an affordable price.



Our 1,000 gal (3,785 L) filter pump included in the 16' x 8' x 42" (4.88m x 2.44m x 1.07m) Prism Frame™ Pool set completely filters the pool's water in under 4 hours!



9'10" x 5'9" x 31½" (3.00m x 1.75m x 80cm)

Approximate set-up size

| | VOLTAGE | FILTER PUMP | LADDER | CASE PACK | CASE WEIGHT |
|--------------------|------------------|------------------|--------|------------|--------------------|
| 26783EH NEW | 110-120V(W/GFCI) | 530 gal (2,006L) | ● | 1 ea 1 box | 106.0 lb (48.2 kg) |
| 26784NP NEW | 220-240V | 530 gal (2,006L) | ● | 1 ea 1 box | 106.3 lb (48.3 kg) |
| 26784GN NEW | 12V | 600 gal (2,271L) | ● | 1 ea 1 box | 107.4 lb (48.8 kg) |

Water Capacity (90%): 935 gal (3,539L)

Ready for Water in 45 Minutes

13'1½" x 6'6¾" x 39½" (4.00m x 2.00m x 1.00m)

Approximate set-up size

| | VOLTAGE | FILTER PUMP | LADDER | SAFETY LADDER | CASE PACK | CASE WEIGHT |
|--------------------|------------------|------------------|--------|---------------|------------|--------------------|
| 26787EH NEW | 110-120V(W/GFCI) | 530 gal (2,006L) | ● | – | 1 ea 1 box | 142.1 lb (64.6 kg) |
| 26788NP NEW | 220-240V | 530 gal (2,006L) | – | ● | 1 ea 1 box | 148.3 lb (67.4 kg) |
| 26788GN NEW | 12V | 600 gal (2,271L) | – | ● | 1 ea 1 box | 149.4 lb (67.9 kg) |

Water Capacity (90%): 1,806 gal (6,836L)

Ready for Water in 45 Minutes

16' x 8' x 42" (4.88m x 2.44m x 1.07m)

Approximate set-up size

| | VOLTAGE | FILTER PUMP | LADDER | SAFETY LADDER | GROUND CLOTH | POOL COVER | CASE PACK | CASE WEIGHT |
|--------------------|-------------------|--------------------|--------|---------------|--------------|------------|------------|--------------------|
| 26791EH NEW | 110-120V (W/GFCI) | 1,000 gal (3,785L) | ● | – | ● | ● | 1 ea 1 box | 187.0 lb (85.0 kg) |
| 26792NP NEW | 220-240V | 1,000 gal (3,785L) | – | ● | ● | ● | 1 ea 1 box | 191.8 lb (87.2 kg) |
| 26792GN NEW | 12V | 900 gal (3,407L) | – | ● | ● | ● | 1 ea 1 box | 194.5 lb (88.4 kg) |


Water Capacity (90%): 2,873 gal (10,874L)

Ready for Water in 60 Minutes

STRONG, POWDER COATED STEEL TUBING

MOSAIC TILE PRINTED INSIDE LINER

CONVENIENT DRAIN PLUG



Puncture-resistant
3-ply material

English/Spanish and multi-language international packaging available

Prism Frame™ Pools: 6+

PRISM FRAME™ OVAL POOLS



MAKE A SPLASH ALL SUMMER LONG

Completing the range of Prism Frame™ pools are our new Prism Frame™ Oval pools. Premium features include quality powder coated steel frames, durable 3-ply material liner and a beautiful design. These elegantly shaped pools with 48" walls provide a great combination of size and water volume for a great backyard pool. Paired with a powerful 1500 GPH pump with Hydro Aeration Technology™, the Prism Frame™ Oval pools are sure to provide a pristine pool experience.



Our 1,500 gal (5,678 L) filter pump included in the 16'6" x 9' x 48" (5.03m x 2.74m x 1.22m) Prism Frame™ Oval Pool set completely filters the pool's water in under 4 hours!



Puncture-resistant 3-ply material

16'6" x 9' x 48" (5.03m x 2.74m x 1.22m) Approximate set-up size

| | VOLTAGE | SAND FILTER PUMP | LADDER | SAFETY LADDER | GROUND CLOTH | POOL COVER | CASE PACK | CASE WEIGHT |
|---|-------------------|--------------------|--------|---------------|--------------|------------|------------|-------------------------------|
| 26795EH NEW | 110-120V (W/GFCI) | 1,500 gal (5,678L) | ● | - | ● | ● | 1 ea 1 box | 240.9 lb (109.5 kg) |
| 26796NP NEW | 220-240V | 1,500 gal (5,678L) | - | ● | ● | ● | 1 ea 1 box | 249.3 lb (113.3 kg) |
| 26796GN NEW | 12V | 1,500 gal (5,678L) | - | ● | ● | ● | 1 ea 1 box | 251.7 lb (114.4 kg) |
| Water Capacity (90%): 3,531 gal (13,365L) | | | | | | | | Ready for Water in 60 Minutes |

20' x 10' x 48" (6.10m x 3.05m x 1.22m) Approximate set-up size

| | VOLTAGE | SAND FILTER PUMP | LADDER | SAFETY LADDER | GROUND CLOTH | POOL COVER | CASE PACK | CASE WEIGHT |
|---|-------------------|--------------------|--------|---------------|--------------|------------|------------|-------------------------------|
| 26797EH NEW | 110-120V (W/GFCI) | 1,500 gal (5,678L) | ● | - | ● | ● | 1 ea 1 box | 280.1 lb (127.3 kg) |
| 26798NP NEW | 220-240V | 1,500 gal (5,678L) | - | ● | ● | ● | 1 ea 1 box | 288.0 lb (130.9 kg) |
| 26798GN NEW | 12V | 1,500 gal (5,678L) | - | ● | ● | ● | 1 ea 1 box | 291.1 lb (132.3 kg) |
| Water Capacity (90%): 4,809 gal (18,202L) | | | | | | | | Ready for Water in 60 Minutes |




GRAPHITE GRAY PANEL™ POOLS



INTEX'S HIGH-END PANEL WALL POOL BRINGS INCREDIBLE VALUE AND SOPHISTICATION TO YOUR BACKYARD

Following the latest color trends in exterior decking and home siding, the Graphite Gray Panel™ Pool offers the appearance of a high-end, custom-built swimming pool at a value you may only expect from Intex. While the panels have the look of natural wood, they are made of high-density plastic, eliminating the need for weather staining or termite protection. Better yet, the Graphite Gray Panel™ Pool is easy to assemble and comes equipped with Intex' highest-grade pool accessories, including the Krystal Clear® Sand Filter Pump.



Puncture-resistant
3-ply material



15'8" x 49" (4.78m x 1.24m) Graphite Gray Panel™ Pool come with the 1,200 gal (4.5 m³) per hour Sand Filter Pump, which promises to keep pool water crystal clear!



15'8" x 49" (4.78m x 1.24m) Approximate set-up size

| | VOLTAGE | SAND FILTER PUMP | LADDER | SAFETY LADDER | GROUND CLOTH | POOL COVER | CASE PACK | CASE WEIGHT |
|--------------------|-------------------|-------------------|--------|---------------|--------------|------------|--------------|---------------------|
| 26383EH NEW | 110-120V (W/GFCI) | 1,200 gal (4.5m³) | ● | - | ● | ● | 1 ea 3 boxes | 497.6 lb (226.2 kg) |
| 26384NP NEW | 220-240V | 1,200 gal (4.5m³) | - | ● | ● | ● | 1 ea 3 boxes | 501.6 lb (228.0 kg) |
| 26384GN NEW | 220-240V (W/RCD) | 1,200 gal (4.5m³) | - | ● | ● | ● | 1 ea 3 boxes | 505.3 lb (229.7 kg) |

Water Capacity (90%): 4,440 gal (16,805L)

Ready for Water in 120 Minutes

English/Spanish and multi-language international packaging available

Graphite Gray Panel™ Pools: 6+



FRAME POOLS



ENJOY THE ULTIMATE POOL EXPERIENCE WITH THE ULTRA XTR™ FRAME POOL

- Uniquely designed frame combines high quality galvanized steel with precision engineered locking system, enhancing the overall quality, durability and stability of the pools
- Encapsulating inner and outer powder coating ensures the ultimate resistance to rust
- Easy to assemble – frame components simply snap together with no locking pins needed
- Extra strong and durable liner
- Equipped with Krystal Clear® Sand Filter Pump with Hydro Aeration Technology™
- 2-year warranty that guarantees a peace of mind pool ownership

THE ULTRA XTR™ FRAME POOL ADVANTAGE:

SUPERIOR
61% CLEARER WATER
THAN AVERAGE PERFORMANCE OF COMPETITION POOL SETS WITH CARTRIDGE FILTERS
(min. 7% and as much as 330% higher filtration efficiency in turbidity reduction tests)

SUPERIOR
0 RUST AFTER 96 HOURS SALT SPRAY TEST
VS COMPETITION TUBING SHOWING RUST ON 100% OF THE TESTED AREA



SUPERIOR
49% HIGHER TEAR RESISTANCE
WITH MORE PUNCTURE AND SEAM STRENGTH

SUPERIOR
21% MORE BENDING STRENGTH
DUE TO OPTIMIZED COMBINATION OF SURFACE, WALL THICKNESS AND HARDNESS OF STEEL

THE ULTRA XTR™ FRAME COMES WITH THE ULTIMATE FILTRATION SYSTEM

The Ultra XTR™ Frame pools come equipped exclusively with Intex Krystal Clear® sand filter pumps with Hydro Aeration Technology™ – providing the best filtration performance and unmatched water clarity. Maintenance is incredibly easy since sand only needs routine backwashing and replacement every 5 years.

16' x 48" (4.88m x 1.22m) Approximate set-up size

| | VOLTAGE | SAND FILTER PUMP | LADDER | SAFETY LADDER | GROUND CLOTH | POOL COVER | CASE PACK | CASE WEIGHT |
|---|-------------------|-------------------|--------|---------------|--------------|------------|------------|-------------------------------|
| 26325EH (NEW) | 110-120V (W/GFCI) | 1,200 gal (4.5m³) | ● | – | ● | ● | 1 ea 1 box | 220.7 lb (100.3 kg) |
| 26326NP (NEW) | 220-240V | 1,200 gal (4.5m³) | – | ● | ● | ● | 1 ea 1 box | 227.3 lb (103.3 kg) |
| 26326GN (NEW) | 220-240V (W/RCD) | 1,200 gal (4.5m³) | – | ● | ● | ● | 1 ea 1 box | 229.7 lb (104.4 kg) |
| Water Capacity (90%): 5,061 gal (19,156L) | | | | | | | | Ready for Water in 45 Minutes |

18' x 52" (5.49m x 1.32m) Approximate set-up size


| | VOLTAGE | SAND FILTER PUMP | LADDER | SAFETY LADDER | GROUND CLOTH | POOL COVER | CASE PACK | CASE WEIGHT |
|---|-------------------|-------------------|--------|---------------|--------------|------------|------------|-------------------------------|
| 26329EH (NEW) | 110-120V (W/GFCI) | 2,100 gal (7.9m³) | ● | – | ● | ● | 1 ea 1 box | 277.0 lb (125.9 kg) |
| 26330NP (NEW) | 220-240V | 2,100 gal (7.9m³) | – | ● | ● | ● | 1 ea 1 box | 281.8 lb (128.1 kg) |
| 26330GN (NEW) | 220-240V (W/RCD) | 2,100 gal (7.9m³) | – | ● | ● | ● | 1 ea 1 box | 283.8 lb (129.0 kg) |
| Water Capacity (90%): 6,981 gal (26,423L) | | | | | | | | Ready for Water in 60 Minutes |

20' x 48" (6.10m x 1.22m) Approximate set-up size

| | VOLTAGE | SAND FILTER PUMP | LADDER | SAFETY LADDER | GROUND CLOTH | POOL COVER | CASE PACK | CASE WEIGHT |
|---|-------------------|-------------------|--------|---------------|--------------|------------|------------|-------------------------------|
| 26333EH (NEW) | 110-120V (W/GFCI) | 2,100 gal (7.9m³) | ● | – | ● | ● | 1 ea 1 box | 288.0 lb (130.9 kg) |
| 26334NP (NEW) | 220-240V | 2,100 gal (7.9m³) | – | ● | ● | ● | 1 ea 1 box | 294.1 lb (133.7 kg) |
| 26334GN (NEW) | 220-240V (W/RCD) | 2,100 gal (7.9m³) | – | ● | ● | ● | 1 ea 1 box | 296.1 lb (134.6 kg) |
| Water Capacity (90%): 7,947 gal (30,079L) | | | | | | | | Ready for Water in 60 Minutes |

24' x 52" (7.32m x 1.32m) Approximate set-up size

| | VOLTAGE | SAND FILTER PUMP | LADDER | SAFETY LADDER | GROUND CLOTH | POOL COVER | CASE PACK | CASE WEIGHT |
|--|-------------------|--------------------|--------|---------------|--------------|------------|------------|-------------------------------|
| 26339EH (NEW) | 110-120V (W/GFCI) | 2,800 gal (10.5m³) | ● | – | ● | ● | 1 ea 1 box | 373.3 lb (169.7 kg) |
| 26340NP (NEW) | 220-240V | 2,800 gal (10.5m³) | – | ● | ● | ● | 1 ea 1 box | 379.1 lb (172.3 kg) |
| 26340GN (NEW) | 220-240V (W/RCD) | 2,800 gal (10.5m³) | – | ● | ● | ● | 1 ea 1 box | 381.5 lb (173.4 kg) |
| Water Capacity (90%): 12,481 gal (47,241L) | | | | | | | | Ready for Water in 60 Minutes |



English/Spanish and multi-language international packaging available

Ultra XTR Frame™ Pools:

The Ultra XTR™ Frame Pool Advantage based on comparison to the average performance of 18' x 48" pools from leading competitive brands




RECTANGULAR FRAME POOLS



INTEX ULTRA XTR™ PREMIUM POOL LINE

Maximize your pool experience with our largest Ultra XTR™ Frame pools. Classic rectangular shape, elegant dark gray liner with water-blue tile print interior and brilliant white copings will make a fashion statement anywhere. With this luxury pool, add summer fun and beauty to any backyard!



EASY LOCK SYSTEM™
SNAPS TOGETHER WITH NO ADDITIONAL TOOLS

INNOVATIVE FRAME DESIGN
STURDY, DURABLE AND UNIQUE

Puncture-resistant
3-PLY MATERIAL

TRUE NEIGHBORHOOD-SIZE POOLS PLUS DELUXE CLEANING SYSTEMS!

For the ultimate combination of pool filtration, water sanitation, and convenience, these Ultra XTR™ Rectangular Frame pools include the option of our Krystal Clear® Sand Filter Pump & Saltwater System Combos. No other system on the market combines the gentle, thorough, environmentally-sensitive filtration and sanitation properties of sand and salt.

18' x 9' x 52" (5.49m x 2.74m x 1.32m) Approximate set-up size

| | VOLTAGE | SAND FILTER PUMP | LADDER | SAFETY LADDER | GROUND CLOTH | POOL COVER | CASE PACK | CASE WEIGHT |
|----------------------|-------------------|--------------------------------|--------|---------------|--------------|------------|------------|---------------------|
| 26355EH (NEW) | 110-120V (W/GFCI) | 1,200 gal (4.5m ³) | ● | - | ● | ● | 1 ea 1 box | 280.1 lb (127.3 kg) |
| 26356NP (NEW) | 220-240V | 1,200 gal (4.5m ³) | - | ● | ● | ● | 1 ea 1 box | 284.7 lb (129.4 kg) |
| 26356GN (NEW) | 220-240V (W/RCD) | 1,200 gal (4.5m ³) | - | ● | ● | ● | 1 ea 1 box | 288.2 lb (131.0 kg) |

Water Capacity (90%): 4,545 gal (17,203L) Ready for Water in 60 Minutes

24' x 12' x 52" (7.32m x 3.66m x 1.32m) Approximate set-up size

| | VOLTAGE | SAND FILTER PUMP | SAND FILTER PUMP & SALTWATER SYSTEM | LADDER | SAFETY LADDER | GROUND CLOTH | POOL COVER | DELUXE POOL MAINTENANCE KIT | VOLLEYBALL SET | CASE PACK | CASE WEIGHT |
|----------------------|-------------------|--------------------------------|-------------------------------------|--------|---------------|--------------|------------|-----------------------------|----------------|--------------|---------------------|
| 26363EH (NEW) | 110-120V (W/GFCI) | 2,100 gal (7.9m ³) | - | ● | - | ● | ● | - | - | 1 ea 2 boxes | 400.6 lb (182.1 kg) |
| 26364NP (NEW) | 220-240V | 2,100 gal (7.9m ³) | - | - | ● | ● | ● | - | - | 1 ea 2 boxes | 405.7 lb (184.4 kg) |
| 26364GN (NEW) | 220-240V (W/RCD) | 2,100 gal (7.9m ³) | - | - | ● | ● | ● | - | - | 1 ea 2 boxes | 407.4 lb (185.2 kg) |
| 26367EH (NEW) | 110-120V (W/GFCI) | - | 1,600 gal (6.0m ³) | ● | - | ● | ● | ● | ● | 1 ea 2 boxes | 436.0 lb (198.2 kg) |
| 26368NP (NEW) | 220-240V | - | 1,600 gal (6.0m ³) | - | ● | ● | ● | ● | ● | 1 ea 2 boxes | 441.5 lb (200.7 kg) |

Water Capacity (90%): 8,403 gal (31,805L) Ready for Water in 60 Minutes

32' x 16' x 52" (9.75m x 4.88m x 1.32m) Approximate set-up size

| | VOLTAGE | SAND FILTER PUMP | SAND FILTER PUMP & SALTWATER SYSTEM | LADDER | SAFETY LADDER | GROUND CLOTH | POOL COVER | DELUXE POOL MAINTENANCE KIT | VOLLEYBALL SET | CASE PACK | CASE WEIGHT |
|----------------------|-------------------|---------------------------------|-------------------------------------|--------|---------------|--------------|------------|-----------------------------|----------------|--------------|---------------------|
| 26373EH (NEW) | 110-120V (W/GFCI) | 2,800 gal (10.5m ³) | - | ● | - | ● | ● | - | - | 1 ea 2 boxes | 548.2 lb (249.2 kg) |
| 26374NP (NEW) | 220-240V | 2,800 gal (10.5m ³) | - | - | ● | ● | ● | - | - | 1 ea 2 boxes | 553.5 lb (251.6 kg) |
| 26374GN (NEW) | 220-240V (W/RCD) | 2,800 gal (10.5m ³) | - | - | ● | ● | ● | - | - | 1 ea 2 boxes | 555.9 lb (252.7 kg) |
| 26377EH (NEW) | 110-120V (W/GFCI) | - | 2,650 gal (10.0m ³) | ● | - | ● | ● | ● | ● | 1 ea 2 boxes | 588.5 lb (267.5 kg) |
| 26378NP (NEW) | 220-240V | - | 2,650 gal (10.0m ³) | - | ● | ● | ● | ● | ● | 1 ea 2 boxes | 592.7 lb (269.4 kg) |

Water Capacity (90%): 14,364 gal (54,368L) Ready for Water in 90 Minutes

English/Spanish and multi-language international packaging available

Ultra XTR Frame™ Pools: 6+

KRYSTAL CLEAR® FILTRATION AND SANITATION SYSTEMS



INNOVATION IN POOL CLEANING

POOL FILTRATION SYSTEMS



5 models
(Details on pages 34-35)

CARTRIDGE FILTER PUMPS

- Advantages:
- Cartridges provide excellent water filtration
 - Easy to use: simply replace the old cartridge with a new one every 2 weeks
 - Intex high quality replacement cartridges are widely available
 - 24-hour auto timer on some models



4 models
(Details on pages 36-37)

SAND FILTER PUMPS

- Advantages:
- All natural sand provides excellent water filtration
 - Economical & environmentally friendly
 - Requires virtually no maintenance except replacement of sand every 5 years
 - 24-hour auto timer included



POOL SANITATION SYSTEMS



2 models
(Details on page 38)

SALTWATER SYSTEM WITH E.C.O. (ELECTROCATALYTIC OXIDATION)

- Advantages:
- Eliminates bacteria & algae from pool water using a virtually undetectable amount of all natural salt
 - Much gentler on skin, eyes, clothes, and hair than packaged chlorine
 - Salt is economical & much more environmentally friendly than packaged chlorine
 - 24-hour auto timer included



1 model
(Details on page 39)

SALTWATER SYSTEM WITH OZONE

- Advantages:
- Ozone is the most powerful sanitizing method for pool water.
 - The only 100% natural and biodegradable pool sanitizing agent.
 - Odorless
 - Saltwater system provides residual cleaning action and soft, smooth water for swimmers.
 - 24-hour auto timer included.

COMBINATION FILTRATION & SANITATION SYSTEMS



2 models
(Details on page 41)

SAND FILTER PUMP & SALTWATER SYSTEMS WITH E.C.O. (ELECTROCATALYTIC OXIDATION)

Combines sand filter pump with saltwater system



POOL FILTRATION SYSTEMS



KRYSTAL CLEAR® CARTRIDGE FILTER PUMPS

Efficient filtration is essential for a quality swim experience. Who wants to swim in a dirty pool?

Intex's line of pumps and cartridges guarantee a cleaner pool with:

- Powerful pumps in several of our most popular pool sets
- Filter cartridges with thicker, heavier paper and more pleats
- Water inlet jets for enhanced water flow back into the pool

The results will be faster water circulation, improved filtration, and best of all – a superior swim experience!



#28635 #28636



#28633 #28634


- Easy installation – just hook-up hoses and plug in
- Double insulated pump
- Air release valve for air trapped inside filter chamber
- Sediment flush valve at bottom of filter chamber (28635/28636/28633/28634)
- Auto timer for easier use (28635/28636/28633/28634), except 28636GS
- Conforms to UL/CSA standards (110-120V models)
- CE approved (220-240V models)
- TUV-GS approved (GS designation models)
- Shelf box




#28601
#28602

#28603
#28604

#28637
#28638

|  HYDROAERATION TECHNOLOGY™ | Voltage | Easy Set® Pool Models | Frame™ Pool Models | Prism Frame™ Rectangular Pool Models | Pump flow rate gal (L)/hr | System flow rate gal (L)/hr | Case Pack | Case Weight lb (kg) |
|---|-------------------|---------------------------------|-----------------------|--------------------------------------|---------------------------|-----------------------------|-----------|---------------------|
| 28601 | 110-120V | 6'8"/10' (1.83m/2.44m/3.05m) | 10' (3.05m) | – | 330 (1,250) | 300 (1,136) | 4 ea | 22.3 (10.1) |
| 28601EG | 110-120V (W/GFCI) | 6'8"/10' (1.83m/2.44m/3.05m) | 10' (3.05m) | – | 330 (1,250) | 300 (1,136) | 4 ea | 23.3 (10.6) |
| 28602 | 220-240V | 6'8"/10' (1.83m/2.44m/3.05m) | 10' (3.05m) | – | 330 (1,250) | 265 (1,003) | 4 ea | 23.4 (10.7) |
| 28602GS | 12V | 6'8"/10' (1.83m/2.44m/3.05m) | 10' (3.05m) | – | 330 (1,250) | 300 (1,136) | 4 ea | 28.5 (13.0) |
| 28603 | 110-120V | 12'/13'/15' (3.66m/3.96m/4.57m) | 12'/15' (3.66m/4.57m) | 9'10"/13'1½" (3.00m/4.00m) | 530 (2,006) | 475 (1,798) | 4 ea | 28.7 (13.0) |
| 28603EG | 110-120V (W/GFCI) | 12'/13'/15' (3.66m/3.96m/4.57m) | 12'/15' (3.66m/4.57m) | 9'10"/13'1½" (3.00m/4.00m) | 530 (2,006) | 475 (1,798) | 4 ea | 30.1 (13.7) |
| 28604 | 220-240V | 12'/13'/15' (3.66m/3.96m/4.57m) | 12'/15' (3.66m/4.57m) | 9'10"/13'1½" (3.00m/4.00m) | 530 (2,006) | 450 (1,703) | 4 ea | 31.1 (14.1) |
| 28604GS | 12V | 12'/13'/15' (3.66m/3.96m/4.57m) | 12'/15' (3.66m/4.57m) | 9'10"/13'1½" (3.00m/4.00m) | 600 (2,271) | 500 (1,893) | 4 ea | 40.2 (18.3) |
| 28637EG | 110-120V (W/GFCI) | 15' (4.57m) | 14'/15' (4.27m/4.57m) | 16' x 8' (4.88m x 2.44m) | 1,000 (3,785) | 750 (2,839) | 4 ea | 34.5 (15.7) |
| 28638 | 220-240V | 15' (4.57m) | 14'/15' (4.27m/4.57m) | 16' x 8' (4.88m x 2.44m) | 1,000 (3,785) | 710 (2,687) | 4 ea | 36.3 (16.5) |
| 28638GS | 12V | 15' (4.57m) | 14'/15' (4.27m/4.57m) | 16' x 8' (4.88m x 2.44m) | 900 (3,407) | 700 (2,650) | 4 ea | 50.2 (22.8) |

|  HYDROAERATION TECHNOLOGY™ | Voltage | Easy Set® Pool Models | Frame Pool Models | Prism Frame™ Oval Pool Models | Pump flow rate gal (L)/hr | System flow rate gal (L)/hr | Case Pack | Case Weight lb (kg) |
|---|-------------------|-----------------------|-----------------------|-------------------------------|---------------------------|-----------------------------|-----------|---------------------|
| 28635EG | 110-120V (W/GFCI) | 18' (5.49m) | 18'/20' (5.49m/6.10m) | 16½' / 20' (5.03m / 6.10m) | 1,500 (5,678) | 1,180 (4,466) | 1 ea | 16.9 (7.7) |
| 28636 | 220-240V | 18' (5.49m) | 18'/20' (5.49m/6.10m) | 16½' / 20' (5.03m / 6.10m) | 1,500 (5,678) | 1,150 (4,353) | 1 ea | 18.2(8.3) |
| 28636GS | 12V | 18' (5.49m) | 18'/20' (5.49m/6.10m) | 16½' / 20' (5.03m / 6.10m) | 1,500 (5,678) | 1,100 (4,164) | 1 ea | 23.9 (10.9) |
| 28633EG | 110-120V (W/GFCI) | – | – | – | 2,500 (9,463) | 1,900 (7,192) | 1 ea | 24.2 (11.0) |
| 28634 | 220-240V | – | – | – | 2,500 (9,463) | 1,900 (7,192) | 1 ea | 25.5 (11.6) |
| 28634GS | 220-240V (W/RCD) | – | – | – | 2,500 (9,463) | 1,750 (6,624) | 1 ea | 28.0 (12.7) |

KRYSTAL CLEAR® SAND FILTER PUMPS

Sand Filters are one of the most popular ways to keep pool water clean. Not only is it effective, it saves on cost and time since the sand needs replacement just once every five years – making the sand filter system one of the easiest to maintain. As an alternative, Intex Glass Filter Media (item# 29058) may also be used in place of conventional sand.



| | Voltage | Ultra XTR™ Frame Pool Models | Ultra XTR™ Rectangular Frame Pool Models | Graphite Gray Panel™ Pool Models | Tank Size | hp | Glass Capacity lb (kg) | Sand Capacity lb (kg) | Pump flow rate gal (m³)/hr | System flow rate gal (m³)/hr | Case Pack | Case Weight lb (kg) |
|---------------|-------------------|------------------------------|--|----------------------------------|-------------|------|------------------------|-----------------------|----------------------------|------------------------------|-----------|---------------------|
| 26643EG (NEW) | 110-120V (W/GFCI) | 16' (4.88m) | 18' x 9' (5.49m x 2.74m) | 15'8" (4.78m) | 10" (254mm) | 0.25 | 18.5 (8.5) | 26 (12) | 1,200 (4.5) | 1,050 (4.0) | 1 ea | 27.9 (12.7) |
| 26644 (NEW) | 220-240V | 16' (4.88m) | 18' x 9' (5.49m x 2.74m) | 15'8" (4.78m) | 10" (254mm) | 0.25 | 18.5 (8.5) | 26 (12) | 1,200 (4.5) | 1,050 (4.0) | 1 ea | 29.2 (13.3) |
| 26644GS (NEW) | 220-240V (W/RCD) | 16' (4.88m) | 18' x 9' (5.49m x 2.74m) | 15'8" (4.78m) | 10" (254mm) | 0.25 | 18.5 (8.5) | 26 (12) | 1,200 (4.5) | 970 (3.7) | 1 ea | 31.4 (14.3) |
| 26645EG (NEW) | 110-120V (W/GFCI) | 18' /20' (5.49m/6.10m) | 24' x 12' (7.32m x 3.66m) | - | 12" (305mm) | 0.30 | 35 (16) | 50 (23) | 2,100 (7.9) | 1,600 (6.0) | 1 ea | 38.9 (17.7) |
| 26646 (NEW) | 220-240V | 18' /20' (5.49m/6.10m) | 24' x 12' (7.32m x 3.66m) | - | 12" (305mm) | 0.30 | 35 (16) | 50 (23) | 2,100 (7.9) | 1,600 (6.0) | 1 ea | 39.9 (18.1) |
| 26646GS (NEW) | 220-240V (W/RCD) | 18' /20' (5.49m/6.10m) | 24' x 12' (7.32m x 3.66m) | - | 12" (305mm) | 0.30 | 35 (16) | 50 (23) | 2,100 (7.9) | 1,250 (4.7) | 1 ea | 41.2 (18.7) |
| 26647EG (NEW) | 110-120V (W/GFCI) | 24' (7.32m) | 32' x 16' (9.75m x 4.88m) | - | 14" (360mm) | 0.60 | 55 (25) | 77 (35) | 2,800 (10.5) | 2,150 (8.0) | 1 ea | 48.6 (22.1) |
| 26648 (NEW) | 220-240V | 24' (7.32m) | 32' x 16' (9.75m x 4.88m) | - | 14" (360mm) | 0.60 | 55 (25) | 77 (35) | 2,800 (10.5) | 2,150 (8.0) | 1 ea | 49.6 (22.6) |
| 26648GS (NEW) | 220-240V (W/RCD) | 24' (7.32m) | 32' x 16' (9.75m x 4.88m) | - | 14" (360mm) | 0.60 | 55 (25) | 77 (35) | 2,800 (10.5) | 1,900 (7.2) | 1 ea | 51.3 (23.3) |
| 26651EG (NEW) | 110-120V (W/GFCI) | - | - | - | 16" (410mm) | 0.75 | 85 (38) | 120 (55) | 3,000 (11.3) | 2,450 (9.2) | 1 ea | 52.4 (23.8) |
| 26652 (NEW) | 220-240V | - | - | - | 16" (410mm) | 0.75 | 85 (38) | 120 (55) | 3,200 (12.0) | 2,450 (9.2) | 1 ea | 54.2 (24.7) |
| 26652GS (NEW) | 220-240V (W/RCD) | - | - | - | 16" (410mm) | 0.75 | 85 (38) | 120 (55) | 3,200 (12.0) | 2,200 (8.3) | 1 ea | 55.7 (25.3) |



| Features | Benefits |
|--|--|
| 6-function control | Enables pool owner to filter, backwash, rinse, recirculate, drain & close system |
| 24-hour automatic timer | Automatic daily setting |
| 0.75 horse power pump 0.60 horse power pump 0.30 horse power pump 0.25 horse power pump | Ideal for above ground pools |
| GFCI unit (110-120V version) | Safety shut-off; meets UL standard |
| Strainer basket | Easy-cleaning, prolongs life of sand |

POOL SANITATION SYSTEMS

KRYSTAL CLEAR SALTWATER SYSTEM™

The ECO-friendly Poolwater Sanitizer

The Krystal Clear Saltwater System™ combines a unique two-stage technology to sanitize pool water.

First, an undetectable level of natural swimmer-safe chlorine is produced when environmentally friendly natural salt is added to pool water and passes through a titanium electrolytic cell during the filtration process. The result is soft, fresh, clean water without the potential harsh side effects of packaged pool chemicals.

Second, with the E.C.O. (electrocatalytic oxidation) process, water molecules are split into highly powerful oxidants which destroy organic contaminants such as bacteria and algae. The combination of these powerful oxidants with natural chlorine results in the strongest and safest pool water sanitation.

This second process, unique to the Intex Saltwater System, provides consumers with an important benefit. The process of E.C.O. is so effective, the amount of natural chlorine needed and generated by the system is reduced by approximately 60%. Which means that your customers not only get the great benefits of a saltwater system, they enjoy it with much less chlorine than other saltwater systems generate!



#26667 #26668



#26669 #26670

KRYSTAL CLEAR SALTWATER SYSTEM™ WITH E.C.O. (ELECTROCATALYTIC OXIDATION)

MAX POOL SIZE: 7,000 GAL (26,500L)

#26667EG

Krystal Clear Saltwater System™ CG-26667

- New sleek and compact casing
- Redesigned control panel with display and easy access buttons
- Added power button for convenience
- 3 self-clean modes available, 6/10/14-hr cycles
- 110-120V with GFCI
- Requires a filter pump with a flow rate between 700-3,000 gph (2,650-11,355L/hr)
- Chlorine output: 5 g/hr
- 24 hr. auto-clock cycle
- Shelf box
- 2 ea, 39.8 lb (18.1 kg)

#26668

Krystal Clear Saltwater System™ CG-26668

- Same as 26667 except 220-240V
- Shelf box
- 2 ea, 39.1 lb (17.8 kg)

#26668GS

Krystal Clear Saltwater System™ CG-26668GS

- Same as 26668 except 12V
- Shelf box
- 1 ea, 23.0 lb (10.5 kg)

MAX POOL SIZE: 15,000 GAL (56,800L)

#26669EG

Krystal Clear Saltwater System™ CG-26669

- New sleek and compact casing
- Redesigned control panel with display and easy access buttons
- Added power button for convenience
- 3 self-clean modes available, 6/10/14-hr cycles
- 110-120V with GFCI
- Requires a filter pump with a flow rate between 700-3,000 gph (2,650-11,355L/hr)
- Chlorine output: 12 g/hr
- 24 hr. auto-clock cycle
- Shelf box
- 2 ea, 46.0 lb (20.9 kg)

#26670

Krystal Clear Saltwater System™ CG-26670

- Same as 26669 except 220-240V
- Shelf box
- 2 ea, 46.3 lb (21.0 kg)

#26670GS

Krystal Clear Saltwater System™ CG-26670GS

- Same as 26670 except 12V
- Shelf box
- 1 ea, 26.9 lb (12.2 kg)

KRYSTAL CLEAR® OZONE AND SALTWATER SYSTEM

Professionals Know That The Ultimate Pool Sanitation Method Is Ozone.

Only Ozone provides virtually complete, instantaneous, odorless, all-natural sanitation of pool water. Ozone eliminates bacteria over 3,000 times faster than chlorine. And because it has up to 100 times the oxidizing power of chlorine, it cleans pool water without the chemical smell that swimmers often associate with chlorine.

Intex has brought this powerful technology together with the benefits of our saltwater system to provide your customers with the very best in above ground pool sanitation. By combining the incredible sanitizing strength of ozone with the great swimming comfort that saltwater systems provide, your customers can enjoy a truly wonderful pool ownership and great swimming experience for years.

A totally effective, odorless, effortless, all natural solution to maintaining crystal clear, soft, clean pool water... from Intex!



#26665 #26666

KRYSTAL CLEAR® OZONE AND SALTWATER SYSTEM

MAX POOL SIZE: 15,000 GAL (56,800L)

#26665EG

Krystal Clear Saltwater System™ CG-26665

- Redesigned control panel with display and easy access buttons
- Added power button for convenience
- 3 self-clean modes available, 6/10/14-hr cycles
- Redesigned water pipe for added efficiency
- 110-120V with GFCI
- Requires a filter pump with a flow rate between 1,500-4,000 gph (5,678-15,140L/hr)
- Chlorine output: 11 g/hr
- Ozone output: 150 milligram/hr
- 24 hr. auto-clock cycle
- Shelf box
- 2 ea, 50.3 lb (22.9 kg)

#26666

Krystal Clear Saltwater System™ CG-26666

- Same as 26665 except 220-240V
- Shelf box
- 2 ea, 49.3 lb (22.4 kg)



Easy-to-Use Control Panel



Titanium Plates

COMBINATION FILTRATION & SANITATION SYSTEMS



KRYSTAL CLEAR® POOLWATER SYSTEM

Sand Filters are one of the most desirable methods to keep pool water clear and sparkling. Not only does the all-natural, inexpensive sand do an excellent job of filtering the water, it needs replacement only once every five years, making sand filter the easiest maintenance filtration option on the market. As an alternative, Intex Glass Filter Media (item# 29058) may also be used in place of conventional sand.

Saltwater systems with E.C.O. (electrocatalytic oxidation) are known for their ability to keep pool water clean and safe, while eliminating the harshness of traditional packaged chlorine.

Intex has combined these two excellent systems into one product, providing above ground pool owners with ONE low cost, low maintenance system that will keep pools clean, safe, and comfortable for swimmers. Both systems are controlled automatically with one 24-hour timer to make daily operation carefree!



KRYSTAL CLEAR® SAND FILTER PUMP & SALTWATER SYSTEMS WITH E.C.O. (ELECTROCATALYTIC OXIDATION)



MAX POOL SIZE: 8,500 GAL (32,200L)

#28675EG

Krystal Clear® Sand Filter Pump & Saltwater System CG-28675

- 110-120V with GFCI
- 14" (360mm) tank diameter
- 0.3 hp motor
- Pump flow rate 1,600 gph (6.0 m³/hr)
- System flow rate 1,500 gph (5.7 m³/hr)
- 55 lb (25 kg) sand capacity or 40 lb (18 kg) glass filtration media capacity
- Chlorine output: 7 g/hr
- 2 pieces of 1½" (38mm) hoses
- 2-year warranty
- Shelf box 1 ea, 54.9 lb (25.0 kg)

#28676

Krystal Clear® Sand Filter Pump & Saltwater System CG-28676

- Same as 28675 except 220-240V
- Shelf box 1 ea, 56.0 lb (25.5 kg)

HYDRO AERATION TECHNOLOGY™

Ultra XTR Rectangular Frame™ Pool Models

28675EG

24' x 12' (7.32m x 3.66m)

28676

24' x 12' (7.32m x 3.66m)

MAX POOL SIZE: 15,000 GAL (56,800L)

#28679EG

Krystal Clear® Sand Filter Pump & Saltwater System CG-28679

- 110-120V with GFCI
- 16" (410mm) tank diameter
- 0.75 hp motor
- Pump flow rate 2,650 gph (10.0 m³/hr)
- System flow rate 2,150 gph (8.0 m³/hr)
- 100 lb (45 kg) sand capacity or 70 lb (32 kg) glass filtration media capacity
- Chlorine output: 11 g/hr
- 2 pieces of 1½" (38mm) hoses
- 2-year warranty
- Shelf box 1 ea, 64.4 lb (29.3 kg)

#28680

Krystal Clear® Sand Filter Pump & Saltwater System CG-28680

- Same as 28679 except 220-240V
- Shelf box 1 ea, 65.5 lb (29.8 kg)

HYDRO AERATION TECHNOLOGY™

Ultra XTR Rectangular Frame™ Pool Models

28679EG

32' x 16' (9.75m x 4.88m)

28680

32' x 16' (9.75m x 4.88m)

POOL ACCESSORIES



SOLAR MAT

#28685 / E

- Eco-Friendly Solar technology that increases the temperature of the pool water by approximately 3° ~ 5°C (5° ~ 9°F) depending on weather condition
- Suitable for AGPs up to 8,000 gal (30,280L)
- Simple hook up, compatible with filter pump up to 1/2 hp or pump flow rate less than 2,000 gal/hr (7,570 L/hr)
- 1m² (11ft²) surface to absorb the sun's rays
- Easy to drain, easy to store
- Dimensions: 1.20m x 1.20m / 47" x 47" (flat, before fill)
- Constructed of heavy duty UV stabilized PVC
- Includes: 1 1/4" (32mm) hose attachment points
 - 1 adaptor A and B for 1 1/2" (38mm) hose connection
 - 0.5m (1 1/4"/32mm diameter) connecting hose
 - Bypass valve
- Shelf box
 - 3 ea, 19.4 lb (8.8 kg)



The Intex Solar Mat is an energy efficient way to capture the sun's rays to heat up your above ground swimming pool. Designed to work with a variety of Intex filter pumps, this heater is perfect for increasing your swimming session with warmer water, using environmentally friendly solar heating technology.

HEATER

#28684

- 220-240V with RCD
- Compatible with round Easy Set® or Metal Frame pools 15' (4.57m) diameter or smaller
- Easy hook-up and operation
- Water level sensor
- Easily connects to new or existing pool filter system
- Shelf box
 - 4 ea, 32.0 lb (14.6 kg)



#28684

HEAT PUMP

#28616

- 220-240V with in line RCD
- Combined with a solar pool cover, increases pool water temperature by 5 °C (9°F), prolonging your swimming season
- Intuitive and easy to use LCD control panel
- Corrosion resistant titanium heat exchanger
- Universal union kit included: 50 mm glue fitting and 38 mm collar nut hose connection
- Can be installed for both in-ground and above-ground pools
- Include bypass valve kit
- Shelf box
 - 1 ea, 99.4 lb (45.2 kg)



#28616

Heating Capacity:

Measured conditions at 27°C (81°F) Ambient Air, 27°C (81°F) Water

| | |
|----------------------------------|--------------------------|
| Heat Output | 4.1 kW (13,911 Btu) / hr |
| Power Consumption | 0.78 kW (2,646 Btu) / hr |
| Coefficient of Performance (COP) | 5.2 |

Measured conditions at 15°C (59°F) Ambient Air, 26°C (79°F) Water

| | |
|----------------------------------|--------------------------|
| Heat Output | 3.1 kW (10,518 Btu) / hr |
| Power Consumption | 0.75 kW (2,544 Btu) / hr |
| Coefficient of Performance (COP) | 4.1 |

General data

| | |
|---------------------------------|--|
| Voltage | 220-240 V / 50 Hz |
| Rated current | 3.5 A |
| Advised fuse | 16 A |
| Recommended pool water capacity | 5 - 11 m ³ |
| Recommended water flow | 1.8 - 10 m ³ /hr |
| Class of protection | I |
| Heat exchanger | Titanium in PVC reservoir |
| Compressor / refrigerant type | Rotary / R410A |
| Inlet/outlet fitting size | 50 mm glue fitting 38mm collar nut hose |
| Noise level at 1 m | 48 dB(A) |
| Refrigerant gas quantity | 0.5 kg |
| Global warming potential (GWP) | 2088 |
| CO2 Equivalent | 0.95T |
| Weight Net/Gross | 33/40 kg |
| Dimension | 780 x 340 x 485 mm |

* With solar pool cover

Disclaimer-Refer to the product specifications for ambient/ water temperature parameters for operation.

The Intex swimming pool heat pump utilizes an innovative heat exchange system that efficiently increases the temperature of your pool water.

SURFACE SKIMMER



#28000

- #28000 / E**
Deluxe Wall Mount Surface Skimmer
- Attaches to filter pump for automatic skimming
 - Requires an Intex filter pump with a minimum flow rate of 800 gph (3,028L/hr)
 - Easily mounts to Easy Set® or metal frame pool sidewalls with adjustable bracket
 - Helps catch leaves and other debris before they sink to the bottom of the pool
 - Durable polypropylene plastic is not affected by pool chemicals
 - Strainer basket pulls out for easy cleaning
 - Shelf box
- 4 ea, 18.7 lb (8.5 kg)

AUTO POOL CLEANER



#28001

- #28001 / E**
- Automatic powerful pool cleaner
 - Automatically vacuums the entire pool floor
 - Effectively and hassle-free
 - Requires a filter pump with a flow rate between 1,600-3,500 gph (6,056-13,248L/hr)
 - Attaches to the inlet connector in the pool with a 24'7" (7.50m) hose
 - For Intex above ground pools with 1½" (38 mm) hose fittings only
 - Not suitable for in-ground pools
 - Shelf box
- 1 ea, 18.3 lb (8.3 kg)



#28001

POOL THERMOMETER

- #29039 / E**
- Floats upright
- 12 ea, 2.2 lb (1.0 kg)



#29039

POOL FOOT BATH


- #29080 / E**
- Reduces amount of debris & dirt entering your pool
 - Easily connects to ladders to rinse off feet before entering pool
 - Anti-slip bottom designed for safety
 - Perfectly fits all Intex ladders
 - Size 22" x 18" x 3.5" (56cm x 46cm x 9cm)
 - Water Capacity: 3 gal (11.5L)
- 12 ea, 16.1 lb (7.3 kg)



#29080

RECHARGEABLE HANDHELD VACUUM


- #28620 / E**
- Keep pool water clean by vacuuming out dirt and debris
 - Strong built-in Ni-MH rechargeable batteries (50min per charge) for powerful suction capability
 - Suitable for use with all PureSpas and above ground pools up to 18' diameter
 - 94" (2.39m) lightweight telescoping aluminum pole
 - Shaft adapter to fit longer/wider telescoping aluminum poles
 - Two interchangeable brush heads
 - Automatic shut-off feature when vacuum is not submerged in water
 - IPX8 waterproof switch for added protection against water submersion
 - USB cable included for convenient recharging (plug not included)
- 4 ea, 29.0 lb (13.2 kg)



FILTER CARTRIDGES

- Easy to clean dacron filter material
- Shrink wrapped with litho label

Replace Filter Cartridge Every Two Weeks



#29007

#29000

#29005



| | Type | For Filter Pump Item# | Case Pack | Case Weight lb (kg) |
|-----------|------|---|-----------|---------------------|
| 29007 / E | H | 28601 / 28602 | 12 ea | 2.8 (1.3) |
| 29000 / E | A | 28603 / 28604 / 28637 / 28638 / 28635 / 28636 / 28673 / 28674 | 6 ea | 3.0 (1.4) |
| 29002 / E | A | 28603 / 28604 / 28637 / 28638 / 28635 / 28636 / 28673 / 28674 | 6 ea | 5.6 (2.6) |
| 29003 / E | A | 28603 / 28604 / 28637 / 28638 / 28635 / 28636 / 28673 / 28674 | 6 ea | 7.6 (3.5) |
| 29005 / E | B | 28633 / 28634 | 6 ea | 7.4 (3.4) |



#29000 / E
Filter Cartridge Pack



#29002 / E
Filter Cartridge Twin Pack



#29003 / E
Filter Cartridge Tri-Pack



Filter cartridge displays serve as an excellent POP to merchandise your cartridges in store!

POOL COVERS

- Rope ties
- Drain holes to prevent water accumulation • Shelf box

| Type | Fits | Overhang | Case Pack | Case Weight lb (kg) |
|-----------|------------------------|------------------------------|-----------|---------------------|
| 28038 / E | Rectangular Pool Cover | 118" x 79" (3.00m x 2.00m) | 8" (20cm) | 6 ea 28.4 (12.9) |
| 28037 / E | Rectangular Pool Cover | 157½" x 78¾" (4.00m x 2.00m) | 8" (20cm) | 6 ea 33.7 (15.3) |
| 28039 / E | Rectangular Pool Cover | 177¼" x 86½" (4.50m x 2.20m) | 8" (20cm) | 6 ea 45.5 (20.7) |

| Type | Fits | Overhang | Case Pack | Case Weight lb (kg) |
|-----------|----------------------|-------------|------------|---------------------|
| 28020 / E | Easy Set® Pool Cover | 8' (2.44m) | 12" (30cm) | 6 ea 21.3 (9.7) |
| 28021 / E | Easy Set® Pool Cover | 10' (3.05m) | 12" (30cm) | 6 ea 31.5 (14.3) |
| 28022 / E | Easy Set® Pool Cover | 12' (3.66m) | 12" (30cm) | 6 ea 42.8 (19.5) |
| 28026 / E | Easy Set® Pool Cover | 13' (3.96m) | 12" (30cm) | 4 ea 33.8 (15.4) |
| 28023 / E | Easy Set® Pool Cover | 15' (4.57m) | 12" (30cm) | 4 ea 39.8 (18.1) |

| Type | Fits | Overhang | Case Pack | Case Weight lb (kg) |
|-----------|------------------|-------------|------------|---------------------|
| 28030 / E | Round Pool Cover | 10' (3.05m) | 10" (25cm) | 6 ea 34.3 (15.6) |
| 28031 / E | Round Pool Cover | 12' (3.66m) | 10" (25cm) | 6 ea 45.7 (20.8) |
| 28032 / E | Round Pool Cover | 15' (4.57m) | 10" (25cm) | 4 ea 45.0 (20.5) |

DELUXE POOL COVERS

- UV-resistant polyethylene material • Rope ties
- Drain holes to prevent water accumulation • Shelf box

| Type | Fits | Overhang | Case Pack | Case Weight lb (kg) |
|-----------|-------------------|-------------|-----------|---------------------|
| 28040 / E | Deluxe Pool Cover | 16' (4.88m) | 8" (20cm) | 4 ea 33.4 (15.2) |
| 28041 / E | Deluxe Pool Cover | 18' (5.49m) | 8" (20cm) | 3 ea 30.2 (13.7) |



SOLAR POOL COVERS



#29022
#29023 (shown)
#29024
#29025



| Type | Fits | Size | Thickness | Case Pack | Case Weight lb (kg) |
|-----------|-------------|---|----------------------------|----------------------|---------------------|
| 29020 / E | Solar Cover | 8' (2.44m) Easy Set® | 81" (2.06m) | 120 micron (110g/m²) | 3 ea 4.1 (1.9) |
| 29021 / E | Solar Cover | 10' (3.05m) Easy Set® & frame pools | 114" (2.90m) | 120 micron (110g/m²) | 3 ea 7.3 (3.3) |
| 29022 / E | Solar Cover | 12' (3.66m) Easy Set® & frame pools | 137" (3.48m) | 120 micron (110g/m²) | 2 ea 6.8 (3.1) |
| 29023 / E | Solar Cover | 15' (4.57m) Easy Set® & frame pools | 176" (4.48m) | 160 micron (150g/m²) | 2 ea 14.2 (6.5) |
| 29024 / E | Solar Cover | 16' (4.88m) Easy Set® & frame pools | 185" (4.70m) | 160 micron (150g/m²) | 2 ea 16.0 (7.3) |
| 29025 / E | Solar Cover | 18' (5.49m) Easy Set® & frame pools | 212" (5.38m) | 160 micron (150g/m²) | 1 ea 10.3 (4.7) |
| 29026 / E | Solar Cover | 18' x 9' (5.49 x 2.74m) Rectangular frame pools | 212" x 100" (5.38 x 2.53m) | 160 micron (150g/m²) | 1 ea 6.8 (3.1) |
| 29027 / E | Solar Cover | 24' x 12' (7.32 x 3.66m) Rectangular frame pools | 282" x 136" (7.16 x 3.46m) | 160 micron (150g/m²) | 1 ea 11.2 (5.1) |
| 29028 / E | Solar Cover | 13' 1½" x 6' 6¾" (4 x 2m) Rectangular frame pools | 149" x 73" (3.78 x 1.86m) | 160 micron (150g/m²) | 2 ea 7.7 (3.5) |
| 29029 / E | Solar Cover | 16' x 8' (4.88 x 2.44m) Rectangular frame pools | 187" x 92" (4.76 x 2.34m) | 160 micron (150g/m²) | 1 ea 5.9 (2.7) |
| 29030 / E | Solar Cover | 32' x 16' (9.75 x 4.88m) Rectangular frame pools | 378" x 183" (9.60 x 4.66m) | 160 micron (150g/m²) | 1 ea 20.0 (9.1) |

POOL GROUND CLOTH

- #28048 / E
- Durable material
 - Provides added protection for pool bottom
 - Fits 8'/10'/12'/15' (2.44/3.05/3.66/4.57m) Easy Set® and frame pools
 - 15½' (4.72m) square
 - Shelf box
 - 2 ea, 9.0 lb (4.1 kg)



FLOOR PROTECTOR

- #29081 / E
- Interlocking Padded Floor Protector**
- Provides added protection and cushion around pool & play area
 - Made with durable polyethylene material
 - Easily stores and transports
 - Sold in packs of 8 pieces, 20 ft² (1.9 m²) of interlocking tiles
 - Piece Size: 20" x 20" x ¾" (50cm x 50cm x 1cm)
 - 6 ea, 23.9 lb (10.9 kg)



- Helps keep pool water warmer
- Easy to use
- Available in 11 sizes
- Economical
- Carry bag



English/Spanish and multi-language international packaging available

POOL MAINTENANCE KIT

#28002 / E

- Includes 94" (2.39m) telescoping aluminum pole for use with 16' (4.88m) and below pools
- Interchangeable vacuum and skimmer heads
- Shelf box
- 4 ea, 14.0 lb (6.4 kg)



DELUXE POOL MAINTENANCE KIT

#28003 / E

- Includes 110" (2.79m) telescoping aluminum pole for use with 18' (5.49m) diameter pools and above
- Requires an Intex filter pump with a minimum flow rate of 800 gph (3,028L/hr)
- Vacuum sucks debris off the pool floor and through the filter
- Attaches to the outlet connector in the pool with a 24' 7" (7.50m) hose
- Durable and deep mesh skimmer net
- Shelf box
- 3 ea, 24.8 lb (11.3 kg)



POOL LADDERS

- Coated steel frame
- Hi-impact composite steps
- Shelf box
- Not available in Europe



#28064 #28065



#28066



#28067

DELUXE POOL LADDERS WITH REMOVABLE STEPS

These pool ladders come with easily removable steps. When the pool is not in use, they can be quickly detached and removed from the pool area. Replacing them is simple and quick. Simply set the steps in the base, then snap and lock them into place. Available in three sizes, designed for 36"-42" (91cm-1.07m), 48" (1.22m) and 52" (1.32m) pools.



#28075



#28076



#28077

U.S. Patent No. 9,074,384

| | For 36" (91cm) wall height | For 42" (1.07m) wall height | For 48" (1.22m) wall height | For 52" (1.32m) wall height | Removable Steps | Case Pack | Case Weight lb (kg) |
|-----------|----------------------------|-----------------------------|-----------------------------|-----------------------------|-----------------|-----------|---------------------|
| 28064 / E | ● | | | | | 3 ea | 53.2 (24.2) |
| 28065 / E | | ● | | | | 3 ea | 57.1 (26.0) |
| 28066 / E | | | ● | | | 3 ea | 66.0 (30.0) |
| 28067 / E | | | | ● | | 2 ea | 52.1 (23.7) |
| 28075 / E | ● | ● | | | ● | 3 ea | 74.8 (34.0) |
| 28076 / E | | | ● | | ● | 2 ea | 55.4 (25.2) |
| 28077 / E | | | | ● | ● | 2 ea | 61.4 (27.9) |

MULTI-COLOR LED POOL SPRAYER

#28089 / E

Make your pool a beautiful oasis with this multi-color LED pool sprayer. Enjoy the light show as your family swims into the night with the multi-colored beams shining through a water cascade.

- Lights in 4 bright colors: White, Red, Blue, and Green
- Built-in hydroelectric generator powers LED lighting (no batteries or electrical connection required)
- Fits all round and rectangular Metal Frame, Prism Frame™ and XTR pools (not suitable for Easy Set® and Graphite Gray Panel™ pools)
- System flow rate required: 750-2,450 gph (2,839-9,200L/hr)
- Includes one adaptor A to fit all Intex pool fittings: 1¼" (32mm) or 1½" (38mm) hoses
4 ea, 18.2 lb (8.3 kg)



#28089



MULTI-COLOR LED WATERFALL CASCADE


#28090 / E

Add a touch of tranquility to your above ground pool with this easy-to-install multi-color LED waterfall. The sheer and gentle cascade of water will enhance your swimming experience, producing refreshing negative ions at the water surface and bringing you serenity and relaxation while you swim.

- Lights in 3 bright colors: Red, Blue, and Green
- Built-in hydroelectric generator powers LED lighting (no batteries or electrical connection required)
- Fits all round and rectangular Metal Frame, Prism Frame™ and Ultra XTR™ Frame pools (not suitable for Easy Set®, and Graphite Gray Panel™ pools)
- System flow rate required: 970-2,450 gph (3,700-9,274L/hr)
- Adjustable mounting bracket
- Include bypass valve kit
- Shelf box
1 ea, 9.9 lb (4.5 kg)



#28090



POOL BENCH

#28053 / E **NEW**

Feel like taking a little break from swimming and water play and just relaxing in your above ground pool? The convenient Intex foldable Pool Bench makes it easy - just unfold the bench, sit and relax for a while without having to leave the pool. Children will love having a surface to rest on within the pool as well.

- Easily attaches to all frame pools, such as Intex Metal Frame, Prism Frame™ and Ultra XTR™ Frame pools
- Simply place over the side of the pool and tighten the included hardware – no tools required
- Folds flush with the sidewall, so it's never in the way
- Wide contoured seating surface and backrest for comfortable use
- Maximum load capacity: 220 lb (100kg)
2 ea, 47.9 lb (21.8 kg)



SOLAR COVER REEL

#28051 / E

SOLAR COVER REEL

There are many great benefits in covering your above ground pool, but the hassles of applying and removing the cover can be daunting. Intex's Solar Cover Reel is conveniently designed to easily attach to the metal frame of your pool, and it is size adjustable, making the covering and uncovering of the pool simple and easy! A locking feature on the handle will prevent the cover from unintentional unrolling. Enjoy the benefits of your solar pool cover with the hassle-free Solar Cover Reel.

- Heavy duty construction with interlocking aluminum shaft
- Easy to install and use
- Significantly extends service life of solar cover
- Non-corrosive plastic hand crank with lock
- Suitable for rectangular frame pools with width from 9' – 16' (2.74m – 4.88m)
- Solar cover not included
- Shelf box
2 ea, 34.3 lb (15.6 kg)



CLEANING ACCESSORIES

#29050 / E Leaf Skimmer

- Remove debris off pool water surface
- Improved design for easier debris collection
- Durable mesh skimmer net
- Compatible with 1 1/8" (26.2mm) inner diameter telescoping aluminum pole (item# 29054, not included)
12 ea, 6.4 lb (2.9 kg)



#29050

#29051 / E Leaf Rake

- Scoop debris from pool floor
- Deep and durable mesh skimmer net
- Compatible with 1 3/8" (29.8mm) inner diameter telescoping aluminum pole (item# 29055, not included)
12 ea, 7.7 lb (3.5 kg)



#29051

#29052 / E 10" (254mm) Wall Brush

- Straight standard brush for pool cleaning and maintenance
- Quickly remove algae and grime from pool walls or pool floor
- Compatible with 1 1/8" (26.2mm) inner diameter telescoping aluminum pole (item# 29055, not included)
12 ea, 4.5 lb (2.0 kg)



#29052

#29053 / E 16" (406mm) Curved Wall Brush

- Curved brush ideal for pool cleaning and maintenance
- Quickly remove algae and grime from pool walls or pool floor
- Compatible with 1 3/8" (29.8mm) inner diameter telescoping aluminum pole (item# 29055, not included)
12 ea, 6.7 lb (3.0 kg)



#29053

CLEANING KITS

#29056 / E Basic Cleaning Kit

- Includes leaf skimmer, wall brush and vacuum head
- Vacuum head with reusable debris bag, requires connection with garden hose for usage
- Durable mesh skimmer net
- Wall brush can quickly remove algae and grime from pool walls or pool floor
- Compatible with 1 1/8" (26.2mm) inner diameter lightweight telescoping aluminum pole (item# 29054, not included)
6 ea, 11.2 lb (5.1 kg)



#29056

#29057 / E Deluxe Cleaning Kit

- Includes leaf rake, curved wall brush and vacuum head
- Vacuum sucks debris off the pool floor and through the filter
- Durable and deep mesh skimmer net
- Curved wall brush can quickly remove algae and grime from pool walls or pool floor
- Compatible with 1 3/8" (29.8mm) inner diameter lightweight telescoping aluminum pole (item# 29055, not included)
6 ea, 26.6 lb (12.1 kg)



#29057

TELESCOPING POLES

#29054 / E 94" (2.39m) Telescoping Aluminum Pole

- Ideal for attaching accessories to clean pools
- 94" (2.39m) lightweight telescoping aluminum pole
- 1 1/8" (26.2mm) inner diameter
24 ea, 30.7 lb (13.9 kg)



#29054

#29055 / E 110" (2.79m) Telescoping Aluminum Pole

- Ideal for attaching accessories to clean pools
- 110" (2.79m) lightweight telescoping aluminum pole
- 1 3/8" (29.8mm) inner diameter
24 ea, 37.9 lb (17.2 kg)



#29055



ACCESSORY HOSES

#29059 / E Accessory Hose 1 1/4" (32mm)

- Suitable for Intex filter pumps and saltwater systems that use 1 1/4" (32mm) hoses
- 59" (1.50m) length hose
9 ea, 5.1 lb (2.3 kg)



#29059

#29060 / E Accessory Hose 1 1/2" (38mm)

- Suitable for Intex filter pumps and saltwater systems that use 1 1/2" (38mm) hoses
- 59" (1.50m) length hose
8 ea, 10.8 lb (4.9 kg)



#29060

#29083 / E Deluxe Vacuum Hose

- 25' (7.60m) length
- Lightweight and flexible
- Removable end-fittings for easy cleaning and assembly
- Measures 1 1/2" (38mm) in diameter
6 ea, 22.7 lb (10.3 kg)



#29083

FILTRATION MEDIA

#29058 / E Glass Filtration Media

Sand Filtration is one of the most commonly used methods of cleaning pools. But Intex's finely crushed Glass Filtration Media offers a better cleaning solution than sand.

- Cleans pool water more effectively
- Lasts 80% longer between replacements
- Requires 50% less backwashing
- Needs 20% less water to backwash
- For use in all Sand Filtration systems
- Particle size: 0.4 – 0.8mm
- 55 lb (25 kg) bag
36 ea, 2,076.8 lb (944.0 kg)



#29058

CHEMICAL DISPENSERS

#29040NP / EP 5" (12.7cm) FLOATING CHEMICAL DISPENSER

- Holds up to 1" (2.5cm) chlorine or bromine tablets
- Made of durable non-corrosive polypropylene material
- Adjustable control ring to control the release of chemical
- Twist-lock cap
- Suitable for Intex pools up to 12' (3.66m) and PureSpa™
- Tablets not included
24 ea, 5.5 lb (2.5 kg)



#29040

#29041NP / EP 7" (17.8cm) FLOATING CHEMICAL DISPENSER

- Holds up to 3" (7.6cm) chlorine or bromine tablets
- Made of durable non-corrosive polypropylene material
- Adjustable control ring to control the release of chemical
- Twist-lock cap
- Suitable for all Intex pools
- Tablets not included
12 ea, 7.2 lb (3.3 kg)



#29041

2-IN-1 FLOATING CHLORINE DISPENSER WITH THERMOMETER

#29043 / E 2-IN-1 FLOATING CHLORINE DISPENSER WITH THERMOMETER

Pool maintenance has never been easier! Our dual function floating chlorine dispenser with thermometer dispenses 1" chlorine or bromine tablets. The adjustable control ring allows you to regulate the amount of chlorine dispensed in your pool, and with a built-in thermometer, you will always know the water temperature in your pool. An essential pool maintenance accessory that will allow you to spend less time cleaning and more time swimming!

- For use with 1" (2.54cm) chlorine or bromine tablets
- Suitable for use in Intex spas and pools up to 12' / 3.66m diameter
- Built-in thermometer
- Made of durable non-corrosive polypropylene material
- Adjustable control ring for chlorine feed rate
- Tablets not included
12 ea, 5.0 lb (2.3 kg)



#29043



LED FLOATING SPEAKER


#28625 / E FLOATING POOL SPEAKER WITH LED LIGHT

Enjoy your favorite music while you swim! This fun waterproof floating speaker connects wirelessly via Bluetooth to instantly sync with your Bluetooth compatible devices. It provides a rich and pleasing sound, while the color-changing underwater light turns on automatically when the speaker is in use, creating the perfect party atmosphere in your pool.

- Waterproof for floating in the pool
- Bluetooth transmission range: up to 30 meters
- Requires 3 AA batteries (not included)
- Self-upright design
- Shelf box
12 ea, 21.8 lb (9.9 kg)



#28625



POOL DRAIN PUMP

#28605E POOL DRAIN PUMP

- Pumps up to 950 gallons (3595 liters) of water per hour with 16' (5m) long drain hose
- Power cord length: 25' (7.6m)
- Maximum operating water depth: 4' (1.22m)
- IPX8 waterproof housing
- Includes 1-1/4" x 16' (32mm x 5m) drain hose
- Adaptor for garden hose attachment
- Shelf box
2 ea, 14.3 lb (6.5 kg)



#28605 #28606

#28606 POOL DRAIN PUMP

- Same as 28605 except 220-240V
- Power cord length: 33' (10m)
- Shelf box
2ea, 14.9 lb (6.8 kg)



SOLAR SHOWER

#28052 / E Solar Shower

Enjoy a refreshing shower while enjoying the outdoors. Whether you are taking a swim, having fun at the beach, or enjoying a camping trip, you will never miss a shower. The Intex Solar Shower features lightweight while durable PVC material, with a sturdy handle and an ON/OFF valve for easy use and water conservation. Water is heated through solar energy within a few hours, and it stores enough water for multiple showers. It's an ideal product to take with you whenever you are having fun outdoors.

- Holds 5 gallons (19 liters) enough water for a small group
- Heats up to 48°C (118°F), depending on weather and ambient conditions
- Sturdy handle for easy carrying and hanging
- ON/OFF valve allows control of water flow
- Size: 48cm x 65cm
- 1.5" (38mm) diameter shower head
- Shelf box
12 ea, 17.0 lb (7.7 kg)



BACKYARD LED LIGHTING



#68697/E **NEW** LED OTTOMAN

- 34" x 13" (86cm x 33cm) inflated
- Great for indoor or outdoor use
- IPX8 waterproof
- 5-hour auto shut-off
- Rechargeable 2500mAh battery
- 12 white LED lights, 2.4W
- 1 RGB LED light, 3W
- USB cord for charging (wall charger not included)
- Repair patch
- Shelf box
- 3 ea, 10.5 lb (4.8 kg)



More than just patio furniture, this outdoor LED Ottoman provides fun lighting for any backyard! Take a seat and enjoy the elegant atmosphere you will create! This inflatable ottoman comes with a rechargeable battery that lasts up to 5 hours and you can choose between warm white or a smooth changing multi-colored setting to suit your mood!

68695/E **NEW** LED FLOATING GLOBE

- 35" x 31" (89cm x 79cm) inflated
- Great for indoor or outdoor use
- IPX8 waterproof
- 5-hour auto shut-off
- Rechargeable 2500mAh battery
- 12 white LED lights, 2.4W
- 1 RGB LED light, 3W
- USB cord for charging (wall charger not included)
- Repair patch
- Shelf box
- 3 ea, 12.1 lb (5.5 kg)



These decorative new LED accent lights are the perfect addition to any backyard. These stylish, inflatable lights are easy to use. Each light comes with a hook for hanging and a rechargeable battery that lasts up to 5 hours. You can set it to either a warm white or to a smooth changing multi-color setting to suit your mood.

68693/E **NEW** LED FLOATING CRESCENT

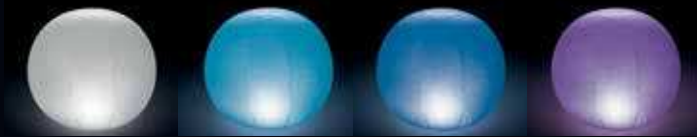
- 53" L x 17" W x 35" H
- (1.35m x 43cm x 89cm) inflated
- Great for indoor or outdoor use
- IPX8 waterproof
- 5-hour auto shut-off
- Rechargeable 2500mAh battery
- 12 white LED lights, 2.4W
- 1 RGB LED light, 3W
- USB cord for charging (wall charger not included)
- Repair patch
- Shelf box
- 3 ea, 8.7 lb (4.0 kg)



LED POOL LIGHT GLOBE

#28693 / E LED POOL LIGHT GLOBE

- 9" x 8½" (23cm x 22cm) inflated
- Illuminates in 4 different colors
- Two lighting modes: single color or color changing mode
- 2-hour auto shut-off
- Requires 3 AAA batteries
- Repair patch
- Shelf box



LED POOL LIGHT CUBE

#28694 / E LED POOL LIGHT CUBE

- 9" L x 9" W x 8½" H (23cm x 23cm x 22cm) inflated
- Illuminates in 4 different colors
- Two lighting modes: single color or color changing mode
- 2-hour auto shut-off
- Requires 3 AAA batteries
- Repair patch
- Shelf box




SOLAR POWERED LED FLOATING POOL LIGHT

Illuminate your summer evenings with our Solar Powered Floating LED Pool Light. Whether you simply wish to illuminate your pool with static white light or create a special atmosphere with smoothly changing colors, this floating pool light is the perfect solution. The light turns on automatically in the dark and turns itself off once exposed to light. This versatile floating light provides a fun pool environment for all occasions.

#28695 / E Solar Powered LED Floating Light

- 2 lighting modes: static white light or smooth color change mode
- AUTO ON/ OFF MODE:
Auto on at night / auto off at sunrise
- 2-hour auto shut-off (static mode)
- 5-hour auto shut-off (smooth color change mode)
- Shelf box 8 ea, 9.8 lb (4.4 kg)



MAGNETIC LED POOL-WALL LIGHTS

Lighting up an above ground pool has always been difficult. Unlike in-ground pool owners, who could flip a switch to light up their pools, above ground pool owners had to either cut a hole in their sidewall, risking leaks and damage to their pool or use a floating light.

The Intex LED light uses magnetic technology to create a light system that safely generates low voltage current THROUGH the pool's sidewall to a powerful LED light inside and outside the pool. The advanced, energy efficient LED light delivers more brightness to your pool than a conventional 50-watt halogen pool light. So now, above ground pool owners can light their pools up just like in-ground pool owners, but without the expense and damage of cutting a hole in their pool.

The LED Pool-Wall light is the ultimate in flexibility and can be attached to any sidewall in any location – and be easily moved to different parts of the pool for different lighting effects. If the inner light unit becomes separated from the outer power source, it will automatically float to the surface for easy retrieval.

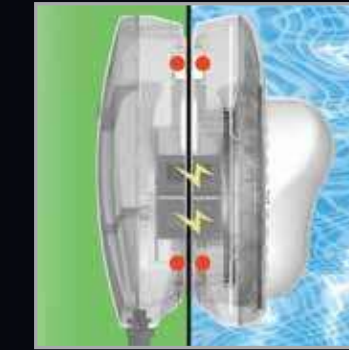
Beauty, convenience, innovation, performance, and value – all part of the Intex LED Pool-Wall light!



#28697
#28698

- ### #28697E
- 110-120V
 - LED light
 - Magnetic wall mounting system
 - Easily illuminates up to 24' (7.32m) pools
 - Shelf box

- ### #28698 NEW
- 220-240V
 - LED light
 - Magnetic wall mounting system
 - Easily illuminates up to 24' (7.32m) pools
 - Shelf box



The outside unit transmits power safely and wirelessly to inside the underwater LED where the magnetic technology holds the two parts together.



- Lights both inside and outside of the pool
- Smooth changing multi-color
- Switches for mode selection



English/Spanish and multi-language international packaging available

| Features | Benefits |
|---------------------|--|
| LED light | Extra bright, long-lasting illumination |
| Magnetic hook-up | <ul style="list-style-type: none"> • Safely transfers power directly through pool sidewall so light level will never fade • No batteries to recharge • Light is flexible and can be easily moved around pool sidewall |
| Built-in floatation | If light becomes separated from magnet, it will automatically float to surface for easy retrieval |
| Below 12V | Low electricity level; safe to use around pool and water |



Commitment to Excellence

In today's rapidly evolving and highly competitive environment, this translates into a total commitment to product quality, including conformity to all relevant safety & quality regulations and standards. Examples include:

- EN 16927, Safety and test methods for mini pools (European standard)
- EN 16582, Safety and test methods for domestic swimming pools other than mini pools (European standard)
- Regulation (EC) No.1907/2006 "Registration, Evaluation, Authorisation and Restriction of Chemicals (REACH)"
- EN 71 "Safety of toys" (European standard)
- EN 13138 "Buoyant aids for swimming instruction" (European standard)
- EN 15649 "Floating leisure articles for use on and in the water" (European standard for air mats, lounges and other similar items)
- EN 60335-2-41 "Safety of household and similar electrical appliances, particular requirements for pumps" (European standard for water pumps)
- ISO 6185-1 "Inflatable boats" (International standard for Sports Boats)
- NMMA-ABYC (USA standard for hi-end sports boats)
- ASTM F963 "Standard Consumer Safety Specification for Toy Safety" (USA toy standard)
- ANSI/APSP-4 "AGP standard" (USA standard for above ground pools)
- CPSIA "Consumer Product Safety Improvement Act" (USA regulation of consumer and children's products)
- ASTM F2666 "Small pools standard" (USA standard for pools under 36" water depth)
- UL1450 "Electric inflators" (USA standard for electric inflators)
- UL1081 "Swimming pool pumps, filters and chlorinators" (USA standard)
- UL1563 "Electric Spas" (USA standard for Spa)



Intex's commitment to Excellence extends to helping our environment and supporting the ecosystem. It begins with product design. Intex's filter pumps operate on much lower amps than most filter pumps in the market, reducing electricity consumption. Our saltwater systems clean pools using only natural salt, eliminating the ongoing need for environmentally unfriendly packaged chlorine.

Intex also operates one of the most comprehensive recycling programs in the industry. We are one of the earliest companies in China to successfully obtain a license to ship consumers' returns in the original package back to China to be recycled. Therefore, used materials and product returns are prevented from going to landfills and instead re-used in the manufacturing process where up to 10% of annually produced PVC is recycled.

Intex designs all of our own packaging for our products. We constantly challenge our methods of packaging to improve efficiency and reduce waste. More compact packaging techniques save cardboard while cutting down on space utilization, saving freight and fuel consumption.

As a manufacturer, Intex knows it has a responsibility to manage the amount of waste produced. As an employer of over ten thousand people, we also encourage our own employees to recycle, reduce waste, and be conscious of the environment. Starting from recycling corners for all our worldwide office facilities, our factory has worked with the local government as well as through sponsorships with key partners to strengthen our efforts to be more eco-friendly. Intex has worked to provide incentives and seminars to employees as well as setting targets to reduce energy consumption. In addition, Intex has made significant investment in technology to achieve these goals. For example, we have implemented a frequency converter system which converts diesel to natural gas, installed solar water heaters and set up a recycled sewage system, and invested in equipment that reduces gas emissions.

From product design, to more efficient processes that save energy and reduce waste, to a world class recycling program, to more energy efficient offices, the people at Intex are striving to provide the best value products anywhere while constantly keeping our global ecosystem in mind.



INTEX®

Global Customer Service



Intex Customer Service Center



Phone operators are ready to answer customer questions quickly and accurately



Extensive training ensures that Customer Service Centers are staffed with knowledgeable members

In addition to the products featured in this catalog, Intex also offers replacement & repair parts for many items. Please contact our Intex representatives or the following Customer Service locations for additional information.

| | | | | | |
|--|---|--|---|---|--|
| ALGERIA SARL NEW TOYS IMPORT & EXPORT Tel: +213 449042 +213 661523735 (MOBILE) +213 560059811 (MOBILE) groupe_beldjarou@yahoo.fr | COSTA RICA CENTURY USA, LLC Tel: (561) 495-0648 sales@centuryusa.com | FRANCE UNITEX / INTEX SERVICE FRANCE S.A.S Tel: 0890 71 20 39 (0,25/min) www.intex.fr | NETHERLAND INTEX TRADING B.V. Tel: 31-(0)165-593939 service@intexcorp.nl www.intexcorp.nl | PORTUGAL MEDIA CELL SOLUTIONS S.L. (MCS) Tel: 211-104-361 sacpt@intexcorp.es www.intexserviceiberia.com | U.A.E., SAUDI ARABIA, KUWAIT, OMAN FIRST GROUP INTERNATIONAL Tel: 00971-4-800INTEX(46839) / 00971-4-4421888 intex@firstgroupintl.com www.firstgroupinternational.com |
| ARGENTINA JARSE INDUSTRIAL Y COMERCIAL S.A. Tel: (5411)4308-2606 info@intexargentina.com.ar postventa@intexargentina.com.ar www.intexargentina.com.ar | CYPRUS A.HADJIKYRIACOS SPORTING CO., LTD. Tel: 00357-26961237 hadjico@spidernet.com.cy hadjico@gmail.com | GERMANY STEINBACH VERTRIEBSGMBH service.steinbach.at | NEW ZEALAND HAKA NEW ZEALAND LIMITED Tel: 649-4159213 / 0800 634434 geoff@hakanz.co.nz www.hakannewzealand.com | RUSSIA LLC BAUER Tel: +7-499-249-9400 service.intex@gmail.com www.intexservice.ru | UK JOHN ADAMS LEISURE LTD Tel: 0333 400 4548 sales@johnadams.co.uk www.intexwetset.co.uk |
| AUSTRALIA IDEAL SOURCES PTY LTD Tel: 1800-359-947 enquiries@idealsources.com.au www.idealsources.com.au | CZECH REPUBLIC INTEX TRADING S.R.O. Tel: +420-267-313-188 info@intexcorp.cz | GUATEMALA CENTURY USA, LLC Tel: (561) 495-0648 sales@centuryusa.com | NICARAGUA SUPRO MUNDIAL S.A. / PRODUCTOS SUPERIORES S.A. Tel: 507-300-3800 suproadmin@supropanama.com www.supropanama.com | SAUDI ARABIA SAUDI ARABIAN MARKETING & AGENCIES & CONTRACTING COMPANY LTD-(SAMACO TOY) Tel: 966-2-693 8496 / 800-7575-750 Intex@samaco.com.sa www.samaco.com.sa | UNITED STATES INTEX RECREATION CORP. Tel: 1-800-234-6839 www.intexcorp.com |
| AUSTRIA STEINBACH VERTRIEBSGMBH service.steinbach.at | DENMARK AMO TOYS Tel: 45-50805002 danmark@intexservicenordic.com www.intexservicenordic.com | HONDURAS SUPRO MUNDIAL S.A. / PRODUCTOS SUPERIORES S.A. Tel: 507-300-3800 suproadmin@supropanama.com www.intexservicenordic.com | NORWAY AMO TOYS Tel: 47-33459496 norge@intexservicenordic.com www.intexservicenordic.com | SOUTH AFRICA DIRECT LEISURE SPORTS DISTRIBUTORS (PTY) LTD Tel: 087 997 1689 info@intexsa.co.za www.intexsa.co.za | URUGUAY LIBRERIAS DEL LITORAL S.A. Tel: 598-24070850 servicioalcliente@intexuruguay.com.uy www.intexuruguay.com.uy |
| BELGIUM / LUXEMBURG NV SIMBA TOYS BENELUX SA Tel: 070-24-67-68 (0,15/min) info@intexsupport.be www.intexsupport.be | DOMINICAN REPUBLIC CENTURY USA, LLC Tel: (561) 495-0648 sales@centuryusa.com | HUNGARY RECONTRA LTD./RICKI LTD. Tel: +36 30 228 7761 service@recontra.hu www.intexcorp.hu | PAKISTAN TOY CENTRE Tel: +92 42 37656133 / +92 42 7631933 toycentreh@hotmail.com | SOUTH KOREA NEOFLAM INC. Tel: 82-31-977-1029 | VENEZUELA CENTURY USA, LLC Tel: (561) 495-0648 sales@centuryusa.com |
| BRASIL KONESUL BRASIL DISTRIBUIDORA LTDA - ME Tel: +55 31 3110-8866 servico@intexbrasil.com www.intexbrasil.com | EASTERN EUROPE INTEX TRADING S.R.O. Tel: +420-267-313-188 info@intexcorp.cz | ISRAEL ALFIT TOYS LTD Tel: +972-8-9429947 sabinaz@chagim.co.il www.intex.co.il | PANAMA SUPRO MUNDIAL S.A. / PRODUCTOS SUPERIORES S.A. Tel: 507-300-3800 suproadmin@supropanama.com www.supropanama.com | SINGAPORE UNIVON PTE LTD Tel: 65-65693133 ng.cg@univon.com.sg | |
| CANADA INTEX RECREATION CORP. Tel: 1-800-234-6839 www.intexcorp.com | ECUADOR SUPRO MUNDIAL S.A. / PRODUCTOS SUPERIORES S.A. Tel: 507-300-3800 suproadmin@supropanama.com www.supropanama.com | ITALY A & A MARKETING SERVICE Tel: 199-12-19-78 customer@intexitalia.com www.intexitalia.com | PARAGUAY SUPRO MUNDIAL S.A. / PRODUCTOS SUPERIORES S.A. Tel: 507-300-3800 suproadmin@supropanama.com www.supropanama.com | SPAIN MEDIA CELL SOLUTIONS S.L. (MCS) Tel: 902-767-010 sac@intexcorp.es www.intexserviceiberia.com | |
| CHILE COMEXA BARBADOS Tel: 600-822-0700 / 56-2-23399004 tiempolibre.st@silfa.cl intexpostventa@gmail.com www.intex-chile.cl | EGYPT M.R. IMPORT & EXPORT Tel: 202-2414-8550 ramyelhousamy@gmail.com www.mrimportandexport.com | JAPAN NOZOMI TRADING CO., LTD Tel: 0797-72-2561 m.makino@nozomitradings.co.jp | PERU COMEXA S.A Tel: 51-1-446-9014 Tiempolibre.st@silfa.cl | SWEDEN AMO TOYS Tel: 46-701474772 sverige@intexservicenordic.com www.intexservicenordic.com | |
| CHINA INTEX INDUSTRIES (XIAMEN) CO., LTD Tel: (086)592-6893860(EXT#87) xmchinasales@intexcorp.com.cn | EL SALVADOR SUPRO MUNDIAL S.A. / PRODUCTOS SUPERIORES S.A. Tel: 507-300-3800 suproadmin@supropanama.com www.supropanama.com | LEBANON TOY MARKET TRADING S.A.L. Tel: 961-1-500499 (EXT 122) info@toymarkettrading.com www.toymarkettrading.com | PHILIPPINE BAN KEE TRADING, INC. / FUNTIME SERVICE CENTER Tel: 632-7403432 harold.miranda@bankee.com.ph | SWITZERLAND GWM AGENCY AG Tel: +41 (0)44 455 50 60 gwm@gwm.ch www.intex-schweiz.ch | |
| COLOMBIA CENTURY USA, LLC Tel: 18000410200 servicentury@centuryglobal.com.co | FINLAND AMO OY Tel: 020-163 0530 kuluttajapalvelu@amo.fi www.intexservicenordic.com | MEXICO KAY INTERNACIONAL S.A. DE C.V. Tel: 01-800-347-4020 / (55) 9172-8035 atencion_web@kayinternacional.com www.intexmexico.com.mx | POLAND KATHAY HASTER Tel: +48-61-8498-334 serwis@kathay.com.pl www.intexdevelopment.pl | THAILAND LUCKY WAY CO.,LTD Tel: 0066-2-8481166 luckywayth@gmail.com | |

PRODUCT LOCATOR TABLE

| ITEM # | DESCRIPTION | PAGE | ITEM # | DESCRIPTION | PAGE | ITEM # | DESCRIPTION | PAGE | ITEM # | DESCRIPTION | PAGE |
|--------|-----------------------|------|--------|-------------------------|------|--------|---------------------|------|--------|-------------------------|------|
| 26165 | 15' X 42" EASY SET® | 15 | 26719 | 14' X 42" PRISM | 19 | 28089 | LED POOL SPRAYER | 50 | 28679 | SALTWATER COMBO | 41 |
| 26166 | 15' X 42" EASY SET® | 15 | 26720 | 14' X 42" PRISM | 19 | 28090 | WATERFALL | 50 | 28680 | SALTWATER COMBO | 41 |
| 26167 | 15' X 48" EASY SET® | 15 | 26723 | 15' X 42" PRISM | 19 | 28101 | 6' X 20" EASY SET® | 11 | 28684 | POOL HEATER | 42 |
| 26168 | 15' X 48" EASY SET® | 15 | 26724 | 8' X 30" EASY SET® | 13 | 28110 | 8' X 30" EASY SET® | 13 | 28685 | SOLAR MAT | 42 |
| 26175 | 18' X 48" EASY SET® | 15 | 26725 | 15' X 48" PRISM | 21 | 28111 | 8' X 30" EASY SET® | 13 | 28693 | LED GLOBE | 58 |
| 26176 | 18' X 48" EASY SET® | 15 | 26726 | 15' X 48" PRISM | 21 | 28112 | 8' X 30" EASY SET® | 13 | 28694 | LED CUBE | 58 |
| 26325 | 16' X 48" ULTRA | 29 | 26731 | 18' X 48" PRISM | 21 | 28120 | 10' X 30" EASY SET® | 13 | 28695 | SOLAR FLOATING LIGHT | 58 |
| 26326 | 16' X 48" ULTRA | 29 | 26732 | 18' X 48" PRISM | 21 | 28121 | 10' X 30" EASY SET® | 13 | 28697 | POOL-WALL LIGHT | 59 |
| 26329 | 18' X 52" ULTRA | 29 | 26755 | 20' X 52" PRISM | 21 | 28122 | 10' X 30" EASY SET® | 13 | 28698 | POOL-WALL LIGHT | 59 |
| 26330 | 18' X 52" ULTRA | 29 | 26756 | 20' X 52" PRISM | 21 | 28130 | 12' X 30" EASY SET® | 14 | 29000 | FILTER CARTRIDGE A | 45 |
| 26333 | 18' X 52" ULTRA | 29 | 26757 | 3M X 1.75M X 0.8M PRISM | 23 | 28131 | 12' X 30" EASY SET® | 14 | 29002 | FILTER CARTRIDGE A | 45 |
| 26334 | 18' X 52" ULTRA | 29 | 26784 | 3M X 1.75M X 0.8M PRISM | 23 | 28132 | 12' X 30" EASY SET® | 14 | 29003 | FILTER CARTRIDGE A | 45 |
| 26339 | 24' X 52" ULTRA | 29 | 26787 | 4M X 2M X 1M PRISM | 23 | 28141 | 13' X 33" EASY SET® | 14 | 29005 | FILTER CARTRIDGE B | 45 |
| 26340 | 24' X 52" ULTRA | 29 | 26788 | 4M X 2M X 1M PRISM | 23 | 28142 | 13' X 33" EASY SET® | 14 | 29007 | FILTER CARTRIDGE H | 45 |
| 26355 | 18' X 9' X 52" ULTRA | 31 | 26791 | 16' X 8' X 42" PRISM | 23 | 28143 | 13' X 33" EASY SET® | 14 | 29020 | 8' SOLAR COVER | 47 |
| 26356 | 18' X 9' X 52" ULTRA | 31 | 26792 | 16' X 8' X 42" PRISM | 23 | 28157 | 15' X 33" EASY SET® | 14 | 29021 | 10' SOLAR COVER | 47 |
| 26363 | 24' X 12' X 52" ULTRA | 31 | 26795 | 16½' X 9' X 48" PRISM | 25 | 28158 | 15' X 33" EASY SET® | 14 | 29022 | 12' SOLAR COVER | 47 |
| 26364 | 24' X 12' X 52" ULTRA | 31 | 26796 | 16½' X 9' X 48" PRISM | 25 | 28200 | 10' X 30" METAL | 16 | 29023 | 15' SOLAR COVER | 47 |
| 26367 | 24' X 12' X 52" ULTRA | 31 | 26797 | 20' X 10' X 48" PRISM | 25 | 28201 | 10' X 30" METAL | 16 | 29024 | 16' SOLAR COVER | 47 |
| 26368 | 24' X 12' X 52" ULTRA | 31 | 26798 | 20' X 10' X 48" PRISM | 25 | 28202 | 10' X 30" METAL | 16 | 29025 | 18' SOLAR COVER | 47 |
| 26373 | 32' X 16' X 52" ULTRA | 31 | 28000 | SURFACE SKIMMER | 44 | 28210 | 12' X 30" METAL | 16 | 29026 | 9' X 18' SOLAR COVER | 47 |
| 26374 | 32' X 16' X 52" ULTRA | 31 | 28001 | AUTO POOL CLEANER | 44 | 28211 | 12' X 30" METAL | 16 | 29027 | 12' X 24' SOLAR COVER | 47 |
| 26377 | 32' X 16' X 52" ULTRA | 31 | 28002 | MAINTENANCE KIT | 48 | 28212 | 12' X 30" METAL | 16 | 29028 | 4M X 2M SOLAR COVER | 47 |
| 26378 | 32' X 16' X 52" ULTRA | 31 | 28003 | MAINTENANCE KIT | 48 | 28240 | 15' X 33" METAL | 17 | 29029 | 8' X 16' SOLAR COVER | 47 |
| 26383 | 15"8" X 49" GRAPHITE | 27 | 28020 | 8' X 12" POOL COVER | 46 | 28241 | 15' X 48" METAL | 17 | 29030 | 16' X 32' SOLAR COVER | 47 |
| 26384 | 15"8" X 49" GRAPHITE | 27 | 28021 | 10' X 12" POOL COVER | 46 | 28242 | 15' X 48" METAL | 17 | 29039 | POOL THERMOMETER | 44 |
| 26643 | 1200 SAND FILTER | 36 | 28022 | 12' X 12" POOL COVER | 46 | 28253 | 18' X 48" METAL | 17 | 29040 | CHLORINE DISPENSER | 54 |
| 26644 | 1200 SAND FILTER | 36 | 28023 | 15' X 12" POOL COVER | 46 | 28270 | SMALL RECTANGULAR | 9 | 29041 | CHLORINE DISPENSER | 54 |
| 26645 | 2100 SAND FILTER | 36 | 28026 | 13' X 12" POOL COVER | 46 | 28271 | SMALL RECTANGULAR | 9 | 29043 | DISPENSER & THERMOMETER | 54 |
| 26646 | 2100 SAND FILTER | 36 | 28030 | 10' X 10" POOL COVER | 46 | 28272 | SMALL RECTANGULAR | 9 | 29050 | LEAF SKIMMER | 52 |
| 26647 | 2800 SAND FILTER | 36 | 28031 | 12' X 10" POOL COVER | 46 | 28273 | SMALL RECTANGULAR | 9 | 29051 | LEAF RAKE | 52 |
| 26648 | 2800 SAND FILTER | 36 | 28032 | 15' X 10" POOL COVER | 46 | 28601 | 330 FILTER PUMP | 35 | 29052 | 10" WALL BRUSH | 52 |
| 26651 | 3000 SAND FILTER | 36 | 28037 | 4M X 2M POOL COVER | 46 | 28602 | 330 FILTER PUMP | 35 | 29053 | 16" WALL BRUSH | 52 |
| 26652 | 3200 SAND FILTER | 36 | 28038 | 3M X 2M POOL COVER | 46 | 28603 | 530 FILTER PUMP | 35 | 29054 | POLE (94") | 53 |
| 26665 | SALTWATER & OZONE | 39 | 28039 | 4.5M X 2.2M POOL COVER | 46 | 28604 | 530 FILTER PUMP | 35 | 29055 | POLE (110") | 53 |
| 26666 | SALTWATER & OZONE | 39 | 28040 | 16' POOL COVER | 46 | 28605 | POOL DRAIN PUMP | 55 | 29056 | CLEANING KIT | 52 |
| 26667 | SALTWATER SYSTEM | 38 | 28041 | 18' POOL COVER | 46 | 28606 | POOL DRAIN PUMP | 55 | 29057 | CLEANING KIT | 52 |
| 26668 | SALTWATER SYSTEM | 38 | 28048 | 15.5' GROUND CLOTH | 47 | 28616 | HEAT PUMP | 43 | 29058 | GLASS FILTRATION MEDIA | 53 |
| 26669 | SALTWATER SYSTEM | 38 | 28051 | SOLAR COVER REEL | 51 | 28620 | HANDHELD VACUUM | 44 | 29059 | (1¼") HOSE | 53 |
| 26670 | SALTWATER SYSTEM | 38 | 28052 | SOLAR SHOWER | 55 | 28625 | FLOATING SPEAKER | 54 | 29060 | (1½") HOSE | 53 |
| 26700 | 10' X 30" PRISM | 18 | 28053 | POOL BENCH | 51 | 28633 | 2500 FILTER PUMP | 35 | 29080 | FOOT BATH | 44 |
| 26701 | 10' X 30" PRISM | 18 | 28064 | 36" POOL LADDER | 49 | 28634 | 2500 FILTER PUMP | 35 | 29081 | FLOOR PROTECTOR | 47 |
| 26702 | 10' X 30" PRISM | 18 | 28065 | 42" POOL LADDER | 49 | 28635 | 1500 FILTER PUMP | 35 | 29083 | VACUUM HOSE | 53 |
| 26710 | 12' X 30" PRISM | 18 | 28066 | 48" POOL LADDER | 49 | 28636 | 1500 FILTER PUMP | 35 | 57173 | MINI FRAME™ | 8 |
| 26711 | 12' X 30" PRISM | 18 | 28067 | 52" POOL LADDER | 49 | 28637 | 1000 FILTER PUMP | 35 | 68693 | LED CRESCENT™ | 57 |
| 26712 | 12' X 30" PRISM | 18 | 28075 | 36" & 42" POOL LADDER | 49 | 28638 | 1000 FILTER PUMP | 35 | 68695 | LED GLOBE | 57 |
| 26715 | 12' X 39" PRISM | 19 | 28076 | 48" POOL LADDER | 49 | 28675 | SALTWATER COMBO | 41 | 68697 | LED OTTOMAN | 56 |
| 26716 | 12' X 39" PRISM | 19 | 28077 | 52" POOL LADDER | 49 | 28676 | SALTWATER COMBO | 41 | | | |

AGE GRADING



An icon indicates an item has an age recommendation

TRADEMARKS

®™ Trademarks used in some countries of the world under license from Intex Marketing Ltd. to Intex Development Co., Ltd. and Intex Recreation Corp.

ALL ELECTRICAL ACCESSORIES:

- Conforms to UL/CSA standards (110-120V models)
- CE approved (220-240V models)
- TUV-GS approved (GS designation models)

As a part of our program of product development and improvement, the detail specifications of the products shown in this catalog may be changed. For current specifications on any product, please contact your supplier of Intex products.

Intex introduces three additional designations in our catalog that highlight additional safety features that are included on a number of our pools. These designations are:

EG Pools with these letters after the 5-digit item code incorporate a GFCI (ground fault circuit interrupter) built into the filter pump. The GFCI unit is an added safety feature and is designed to instantly shut the pump off if electrical current comes into contact with water. GFCI units are included in all 110-120V filter pumps and saltwater systems.

EH Pools with these letters after the 5-digit item code feature ANSI/APSP-16 certified dual suction outlets in accordance with the latest ANSI/APSP-7 standard for Suction Entrapment Avoidance and the U.S. Pool and Spa Safety Act, and provide improved water circulation. These pools also feature pumps with an integral GFCI.

GN Pools with the GN designation after the 5-digit item code either incorporate an RCD built into the 220-240V filter pump, or contain filter pumps that operate with a 12V step-down transformer, which reduces the voltage dramatically while retaining the same performance level as the 220-240V version. Both are designed to meet special national requirements in some EU markets.